

SERRATURE PER SERRANDE AVVOLGIBILI

LOCKS FOR ROLLING SHUTTERS

SERRURES POUR RIDEAUX MÉTALLIQUES

CERRADURAS PARA PERSIANAS METALICÁS ENROLLABLES



Vasta gamma di prodotti che comprende serrature centrali, laterali, a coppie

Tutte le serrature possono avere cilindro tondo, a profilo europeo, a doppia mappa o di sicurezza.

- Funzionamento ad ingranaggi in presa diretta e non a saltarello
- Numerose lunghezze di cilindro
- Varie finiture del cilindro disponibili
- Diverse misure di catenacci
- Ampia gamma di accessori
- Possibilità di personalizzazione della chiave
- Possibilità abbinamento chiave con altri prodotti come lucchetti e cilindri

Wide range of products including central, lateral, and pair locks.

All the locks can mount round cylinders, European profile, double bit cylinder or security cylinder.

- Direct geared operated
- Many cylinder lengths
- Many cylinder finishes available
- different sizes of bolts
- Wide range of accessories
- Key customization available
- Key matching with other products such as padlocks and cylinders

SERRATURE MADE IN ITALY



prefer.eu



serrande di negozi, centri commerciali, chioschi
shutters for shops, malls, kiosks
 rideaux métalliques, centres commerciaux, kiosque
 persianas de tiendas, centros comerciales, quioscos



Large gamme de produits comprenant des serrures centrales, latérales et latérales par paires.

Les serrures sont disponibles en différentes versions: cylindre rond, cylindre à profil européen, cylindre de sécurité et cylindre à gorges.

- *Fonctionnement avec engrenages en prise directe*
- *Nombreuses longueurs de cylindres.*
- *Différentes finitions de cylindres sont disponibles*
- *Large gamme d'accessoires*
- *Possibilité de personnalisation des clés*
- *Possibilité d'adaptation des clefs avec autres produits : chaînes et cylindres*

Amplia gama de productos que incluye cerraduras centrales, laterales y de par.

Todas las cerraduras pueden tener perfil europeo, serreta, de gorjas.

- *Operación con engranajes de transmisión directa*
- *Numerosas longitudes de cilindro*
- *Varios acabados de cilindro disponibles*
- *Diferentes tamaños de cerrojos*
- *Amplia gama de accesorios*
- *Possibilidad de personalizar la llave*
- *Possibilidad de juego de llaves con otros productos como candados y cilindros*





SERRATURE PER SERRANDE AVVOLGIBILI
LOCKS FOR ROLLING SHUTTERS
SERRURES POUR RIDEAUX MÉTALLIQUES
CERRADURAS PARA PERSIANAS METÁLICAS ENROLLABLES





INDEX

		W211+	31
		S211+	31
		A211+	31
		W711+	32
		S711+	32
		A711+	32

		W211	34
		S211	34
		A211	34
		W212	35
		S212	35
		A212	35

		W411	36
		S411	36
		A411	36
		W412	37
		S412	37
		A412	37
		W711	38
		S711	38
		A711	38

		6001	40
		6011.00	40
		6011.01	41
		0727	41

		S311	42
		A311	42
		S312	42
		A312	42



SERRATURE PER SERRANDE AVVOLGIBILI
LOCKS FOR ROLLING SHUTTERS
SERRURES POUR RIDEAUX MÉTALLIQUES
CERRADURAS PARA PERSIANAS METALICÁS ENROLLABLES



		A313	43
		A314	43

		6315	44
		6316	44

		6317	45
		6318	45

		W810	46
		S810	46
		6810	46
		6801	46
		6813	47
		6814	47
		6819	47

		MOTRON. E6221.01	50
		MOTRON. E6221.02	50

		6221	51
		W221	51



SERRATURE PER SERRANDE AVVOLGIBILI
LOCKS FOR ROLLING SHUTTERS
SERRURES POUR RIDEAUX MÉTALLIQUES
CERRADURAS PARA PERSIANAS METALICÁS ENROLLABLES



INDEX

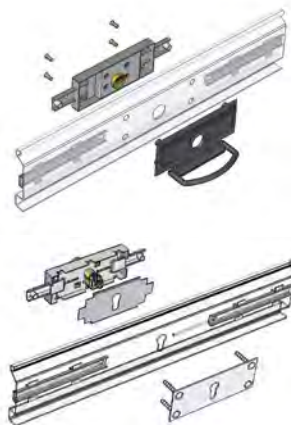
		6421	52
		W421	52
		6422	53
		W422	53
		W721	54
		0721	54

	6650	55
	6640	55

		WEOS	56
		6A00	56
		WMOS	57
		6H00	57
		MAON	58
		MHON	58

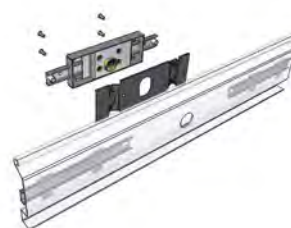
		KIT SICUREZZA	59
--	--	---------------	-------	----

		8601	60
		8632.0	61
		8632.4	61
		8633.0	62
		8633.4	62
		0733.0	63
		0733.4	63



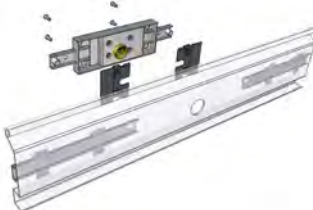
PLACCHE DI PROTEZIONE E DI FISSAGGIO
SECURITY MOUNTING PLATES
PLAQUES DE PROTECTION ET DE FIXATION
PLACAS DE PROTECCION Y FIJACION

0442	64
0428	64
0465	64
0457	65
0441	65
0466	65



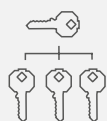
PLACCHE DI FISSAGGIO
MOUNTING PLATES
PLAQUES DE FIXATION
PLACAS DE FIJACION

0418	66
0421.00	66
0421.01	66
0421.02	66

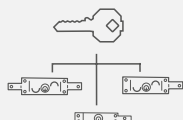


CAVALLOTTI E VITI
MOUNTING U-BOLTS AND SCREWS
MONTAGE DE BOULONS EN U ET DE VIS
PERNOS Y TORNILLOS DE MONTAJE

0429	67
0458	67
0459	67
0460	67



POSSIBILITÀ MK (CHIAVE MAESTRA)
MK AVAILABLE (MASTER KEY)
POSSIBILITE MK (CLE PASSE-PARTOUT)
POSSIBILIDAD MK (LLAVE MAESTRA)



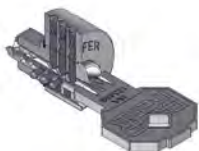
POSSIBILITÀ KA (CHIAVI UGUALI)
KA AVAILABLE (KEY ALIKE)
POSSIBILITE KA (MÊME CLÈ)
POSSIBILIDAD KA (MISMA LLAVE)



CILINDRO TONDO
ROUND CYLINDER
CYLINDRE ROND
CILINDRO REDONDO



W



Chiave di sicurezza
 Max 6 perni di cifratura:
 4 perni in acciaio inox
 2 perni passivi in ottone
 Max. 3 contoperni a doppio fungo anti grimaldello carbonitrurati e nichelati e 1 contoperno antibumping
 Finitura sabbata nichelato opaco
 Combinazioni max W211: 1090
 Apertura possibile solo da esterno
 Broccia asimmetrica

Security key
 Max 6 biting pins:
 4 stainless steel pins
 2 passive brass pins
 Max 3 double mushroom shaped carbonitrided and nickel-plated anti pickyng counterpins and 1 anti-bumping counter pin
 Matt nickel sandblasted finish
 Max combinations W211: 1090
 Opening only from outside
 Asymmetrical broach

Clé de sécurité
 Max 6 goupilles :
 4 goupilles en acier inoxydable
 2 goupilles passives en laiton
 Max 3 contre-goupilles anti-picking carbonitrurées et nickelées double champignon et 1 contre-goupille anti-bumping
 Finition sablée nickel mat
 Combinaisons max W211: 1090
 Ouverture uniquement de l'extérieur
 Broche asymétrique

Llave de seguridad
 Max 6 pitones:
 4 pitones de acero inoxidable
 2 pitones de latón pasivos
 Max 3 contrapitones doble seta anti-picking carbonitrurados y niquelados y 1 contrapitones anti-bumping
 Acabado arenado níquel mate
 Combinaciones máximas: W211: 1090
 Apertura solo desde el exterior
 Broche asimétrico

S



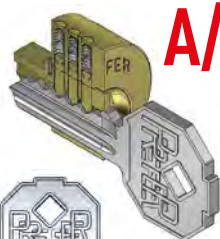
Chiave di sicurezza
 Max 5 perni di cifratura
 3 perni in acciaio inox
 2 perni passivi in ottone
 2 contoperni a doppio fungo anti grimaldello carbonitrurati e nichelati e 1 contoperno antibumping
 Finitura sabbata nichelato opaco
 Combinazioni max: 468
 Apertura possibile sia da interno che esterno
 Broccia simmetrica

Security Key
 Max 5 biting pins
 3 stainless steel pins
 2 passive brass pins
 2 double mushroom shaped carbonitrieded, nickel plated counterpins and 1 anti-bumping counter pin
 Matt nickel sandblasted finish
 Max combinations: 468
 Opening both from inside and from outside
 Symmetrical broach

Clé de sécurité
 Mas 5 goupilles
 3 goupilles en acier inoxydable
 2 goupilles passives en laiton
 2 contre-goupilles anti-picking carbonitrurées et nickelées double champignon et 1 contre-goupille anti-bumping
 Finition sablée nickel mat
 Combinaisons max: 468
 Ouverture aussi bien de l'intérieur que de l'extérieurr
 Broche asymétrique

Llave de seguridad
 Max 5 pitones:
 3 pitones de acero inoxidable
 2 pitones de latón pasivos
 2 contra-pitones double seta carbonitrurados y niquelados y 1 contrapiton anti-bumping
 Acabado arenado níquel mate
 Combinaciones máximas: 468
 Apertura tanto desde el interior como desde el exterior
 Broche asimétrico

A/6



3/4 perni di cifratura in ottone
 Finitura ottone naturale
 Apertura possibile sia da interno che esterno
 Broccia simmetrica

3/4 brass biting pins
 Natural brass finish
 Operating both from inside and outside
 Symmetrical broach

3/4 goupilles en laiton
 Fini laiton naturel
 Fonctionnement à la fois de l'intérieur et de l'extérieur
 Broche symétrique

3/4 pitones de latón
 Acabado en latón natural
 Apertura tanto desde el interior como desde el exterior
 Brocha simétrica



SMART

SERRATURA PER SERRANDA MOTORIZZATA CON MICROCIRCUITO DI SICUREZZA

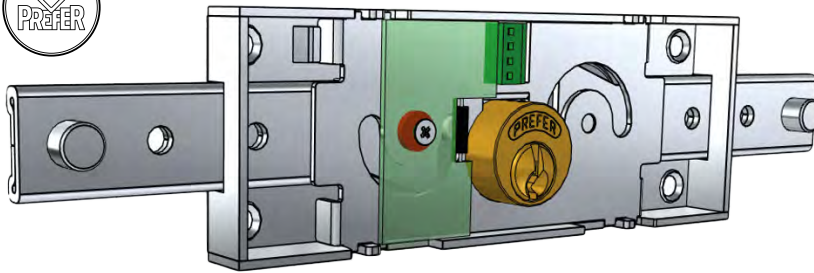
LOCK FOR MOTORIZED SHUTTERS WITH SAFETY MICROCIRCUIT

SERRURE POUR VOLETS MOTORISÉS AVEC MICROCIRCUIT DE SÉCURITÉ

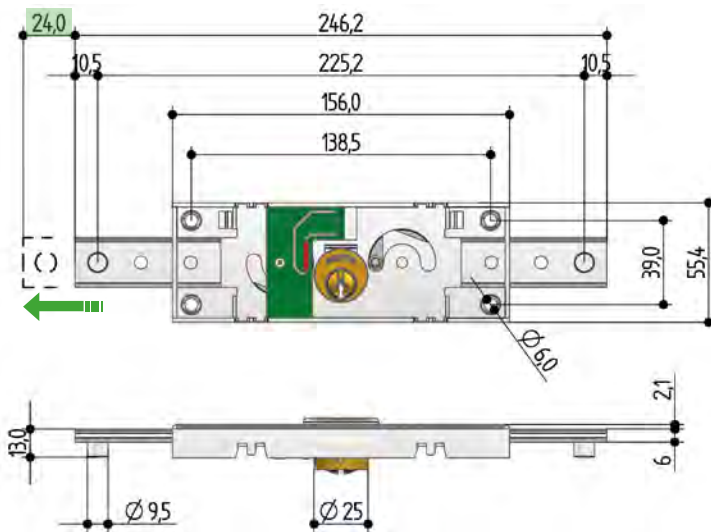
CERRADURA PARA PERSIANAS ENROLLABLES MOTORIZADAS CON MICROCIRCUITO DE SEGURIDAD



NEW!



B Perni smontati
Loose pins
Pivot détachés
Pasadores sueltos



W211+



codice code código														B mm					
1	2	3	4	5	6	7	8	9	10	11	12	13	14						
W	2	1	1	+	0	0	2	0	•	0	0	0	0	5,5	W810.0020	7300.2B00	40	1	10
W	2	1	1	+	0	0	2	2	•	0	0	0	0	9,3	W810.0022	7300.2B00	40	1	10

! Apertura solo dall'esterno | Outside opening only | Ouverture uniquement de l'extérieur | Apertura solo desde el exterior



S211+



codice code código														B mm					
1	2	3	4	5	6	7	8	9	10	11	12	13	14						
S	2	1	1	+	0	0	2	0	•	0	0	0	0	5,5	S810.0020	7300.1B00	40	1	10
S	2	1	1	+	0	0	2	2	•	0	0	0	0	9,3	S810.0022	7300.1B00	40	1	10



A211+



codice code código														B mm					
1	2	3	4	5	6	7	8	9	10	11	12	13	14						
A	2	1	1	+	0	0	1	0	•	0	2	0	0	5,5	6810.0000	7100.1400	40	1	10
A	2	1	1	+	0	0	1	2	•	0	2	0	0	9,0	6810.0002	7100.1500	40	1	10





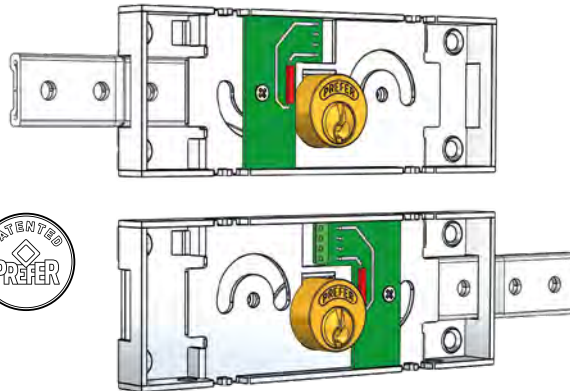
SMART

SET DI SERRATURE PER SERRANDA MOTORIZZATA CON MICROCIRCUITO DI SICUREZZA

SET OF LOCKS FOR MOTORIZED SHUTTERS WITH SAFETY MICROCIRCUIT

SET DE SERRURES POUR VOILETS MOTORISÉS AVEC MICROCIRCUIT DE SÉCURITÉ

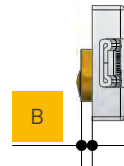
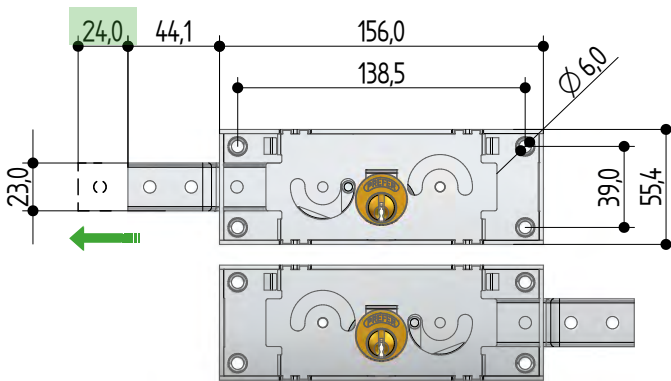
JUEGO DE CERRADURAS PARA PERSIANAS ENROLLABLES MOTORIZADAS CON MICROCIRCUITO DE SEGURIDAD



NEW!



- +**
- Catenacci prolungati
Bolts lenght
Verrous prolongés
Cerrojos largos
 - dritti - straight - droit - plano
 - 3 +25 mm
 - 5 +45 mm
 - piegati - bent - plié - doblado
 - 2 +25 mm
 - 4 +45 mm



- +**
- Catenacci Bolts Verrous Cerrojos
 - 0 piegati - bent - plié - doblado
 - 1 dritti - straight - droit - plano

W711+



codice code código														B mm					
1	2	3	4	5	6	7	8	9	10	11	12	13	14						
W	7	1	1	+	0	0	2	0	•	0	5	0	0	5,5	W810.0020	7300.2B00	20	1	10
W	7	1	1	+	0	0	2	2	•	0	5	0	0	9,3	W810.0022	7300.2B00	20	1	10

! Apertura solo dall'esterno *Outside opening only* *Ouverture uniquement de l'extérieur* *Apertura solo desde el exterior*



S711+



codice code código														B mm					
1	2	3	4	5	6	7	8	9	10	11	12	13	14						
S	7	1	1	+	0	0	2	0	•	0	0	0	0	5,5	S810.0020	7300.1B00	40	1	10
S	7	1	1	+	0	0	2	2	•	0	0	0	0	9,3	S810.0022	7300.1B00	40	1	10



A711+



codice code código														B mm					
1	2	3	4	5	6	7	8	9	10	11	12	13	14						
A	7	1	1	+	0	0	1	0	•	0	2	0	0	5,5	6810.0000	7100.1400	20	1	10
A	7	1	1	+	0	0	1	2	•	0	2	0	0	9,0	6810.0002	7100.1500	20	1	10





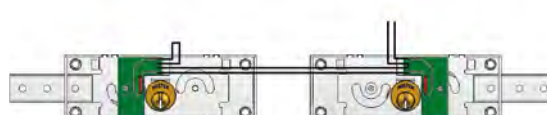
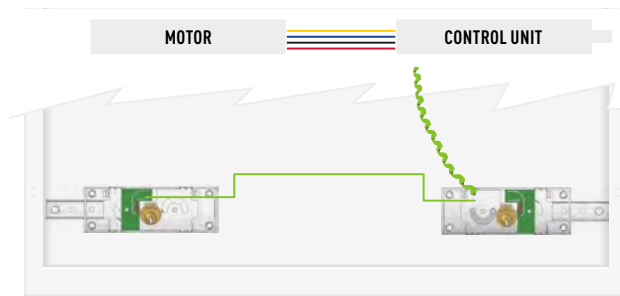
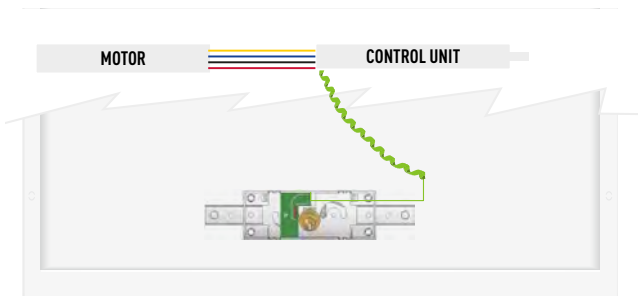
SMART

SERRATURA PER SERRANDA MOTORIZZATA CON MICROCIRCUITO DI SICUREZZA

LOCK FOR MOTORIZED SHUTTERS WITH SAFETY MICROCIRCUIT

SERRURE POUR VOLETS MOTORISÉS AVEC MICROCIRCUIT DE SÉCURITÉ

CERRADURA PARA PERSIANAS ENROLLABLES MOTORIZADAS CON MICROCIRCUITO DE SEGURIDAD



- + A RICHIESTA**
- Centrale elettronica
 - Telecomando
 - Cavo spiralato
 - Tele invertitore B.T
 - Placca di sicurezza
 - Cavo di collegamento (solo x set)
- + À LA DEMANDE**
- Unité de contrôle électronique
 - Télécommande
 - Câble spiralé
 - Télé inverseur B.T.
 - Plaque de sécurité
 - Câble de connexion (juste pour set)

- + ON DEMAND**
- Electronic control unit
 - Remote control
 - Spiral cable
 - Tele inverter L.V.
 - Security plate
 - Connecting wire (only for set)
- + BAJO DEMANDA**
- Central de obra
 - Control remoto
 - Cable en espiral
 - Tele inversor B.T.
 - Placa de protección
 - Cable de conexión (solo por Juego)

LRS2060.CENTR



Centralina di comando con funzione di stop
Control unit with stop function
Unité de commande avec fonction d'arrêt
Unidad de control con función de parada

RS1Y17.RCOMM



Telecomando
Remote control
Télécommande
Control remoto

SMART.CAVO.0001



Cavo spiralato di connessione serratura/centrale
Spiral cable for connection lock/control unit
Câble de connexion en spirale serrure/unité de commande
Cable de conexión en espiral cerradura/unidad de control

LGS.2020.C



Tele invertitore B.T
Tele inverter L.V.
Télé inverseur B.T.
Tele inversor B.T.

0442.0030.W000



Placca di sicurezza
Security plate
Plaque de sécurité
Placa de protección



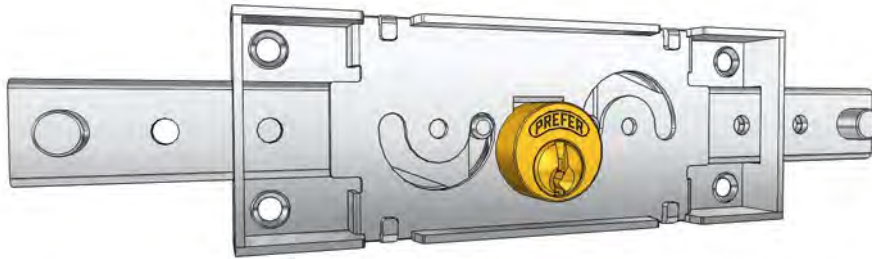
ORIGINAL

SERRATURA CENTRALE - CILINDRO TONDO INTERCAMBIABILE

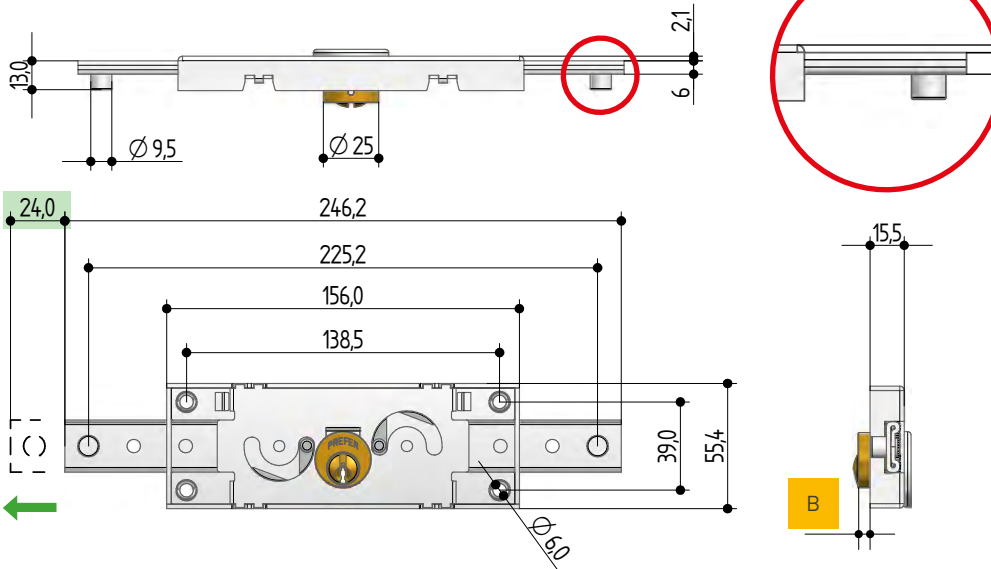
CENTRAL LOCK - INTERCHANGEABLE ROUND CYLINDER

SERRURE CENTRALE - CYLINDRE ROND INTERCHANGEABLE

CERRADURA CENTRAL - CILINDRO REDONDO INTERCAMBIABILE



+ Perni smontati
Loose pins
Pivot détachés
Pasadores sueltos



W211

codice code código														B mm					MIN ORD
1	2	3	4	5	6	7	8	9	10	11	12	13	14						
W	2	1	1	•	0	0	2	0	•	0	0	0	0	5,5	W810.0020	7300.2B00	40	1	10
W	2	1	1	•	0	0	2	2	•	0	0	0	0	9,3	W810.0022	7300.2B00	40	1	10

! Apertura solo dall'esterno | *Outside opening only* | *Ouverture uniquement de l'extérieur* | *Apertura solo desde el exterior*

S211

codice code código														B mm					MIN ORD
1	2	3	4	5	6	7	8	9	10	11	12	13	14						
S	2	1	1	•	0	0	2	0	•	0	0	0	0	5,5	S810.0020	7300.1B00	40	1	10
S	2	1	1	•	0	0	2	2	•	0	0	0	0	9,3	S810.0022	7300.1B00	40	1	10

A211

codice code código														B mm					MIN ORD
1	2	3	4	5	6	7	8	9	10	11	12	13	14						
A	2	1	1	•	0	0	1	0	•	0	2	0	0	5,5	6810.0000	7100.1400	40	1	10
A	2	1	1	•	0	0	1	2	•	0	2	0	0	9,0	6810.0002	7100.1500	40	1	10
A	2	1	1	•	0	0	1	4	•	0	2	0	0	12,5	6810.0004	7100.1500	40	1	1
A	2	1	1	•	0	0	1	6	•	0	2	0	0	21,5	6810.0006	7201.1600	40	1	1
A	2	1	1	•	0	0	1	8	•	0	2	0	0	25,8	6810.0008	7201.1700	40	1	1
A	2	1	1	•	0	0	1	A	•	0	2	0	0	34,1	6810.000A	7101.1500	40	1	1



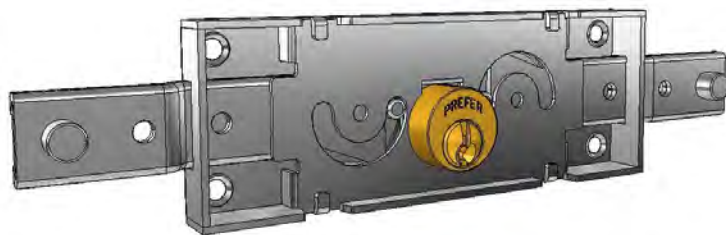
ORIGINAL

SERRATURA CENTRALE - CILINDRO TONDO INTERCAMBIABILE, CATENACCI PIEGATI

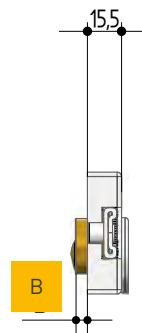
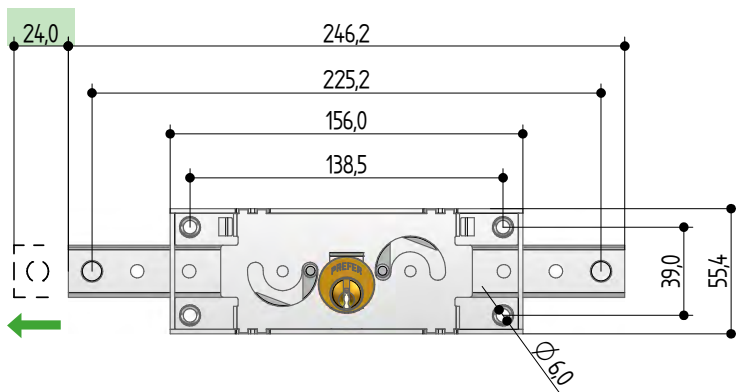
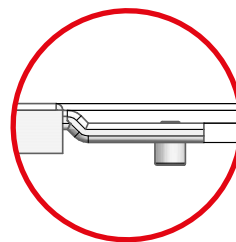
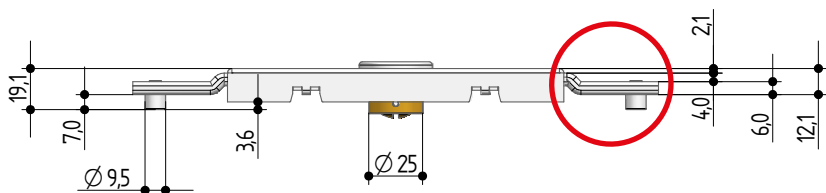
CENTRAL LOCK - INTERCHANGEABLE ROUND CYLINDER, BENTED BOLTS

SERRURE CENTRALE - CYLINDRE ROND INTERCHANGEABLE, VEROUS PLEIÉ

CERRADURA CENTRAL - CILINDRO REDONDO INTERCAMBIABLE, CERROJOS DOBLADOS



B Perni smontati
Loose pins
Pivot détachés
Pasadores sueltos



W212



codice code código														B					
1	2	3	4	5	6	7	8	9	10	11	12	13	14	mm					
W	2	1	2	•	0	0	2	2	•	0	0	0	0	9,3	W810.0022	7300.2B00	40	1	10

! Apertura solo dall'esterno | *Outside opening only* | *Ouverture uniquement de l'extérieur* | *Apertura solo desde el exterior*



S212



codice code código														B					
1	2	3	4	5	6	7	8	9	10	11	12	13	14	mm					
S	2	1	2	•	0	0	2	2	•	0	0	0	0	9,3	S810.0022	7300.1B00	40	1	10



A212



codice code código														B					
1	2	3	4	5	6	7	8	9	10	11	12	13	14	mm					
A	2	1	2	•	0	0	1	2	•	0	2	0	0	9,0	6810.0002	7100.1500	40	1	10
A	2	1	2	•	0	0	1	4	•	0	2	0	0	12,5	6810.0004	7100.1500	40	1	10
A	2	1	2	•	0	0	1	6	•	0	2	0	0	21,5	6810.0006	7201.1600	40	1	1
A	2	1	2	•	0	0	1	8	•	0	2	0	0	25,8	6810.0008	7201.1700	40	1	1
A	2	1	2	•	0	0	1	A	•	0	2	0	0	34,1	6810.000A	7101.1500	40	1	1





ORIGINAL

SERRATURA LATERALE DESTRA - CILINDRO TONDO INTERCAMBIABILE

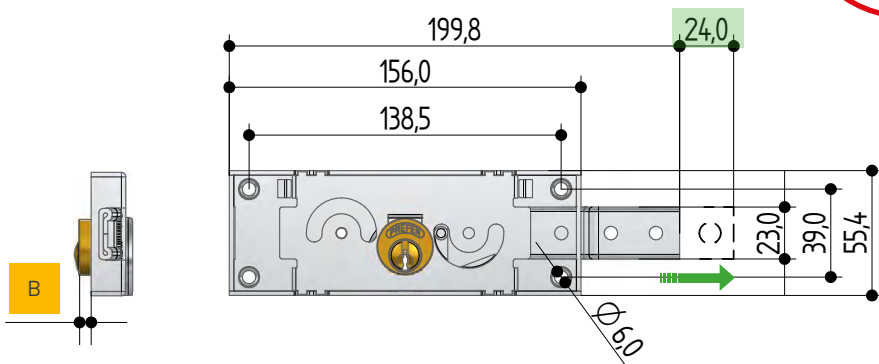
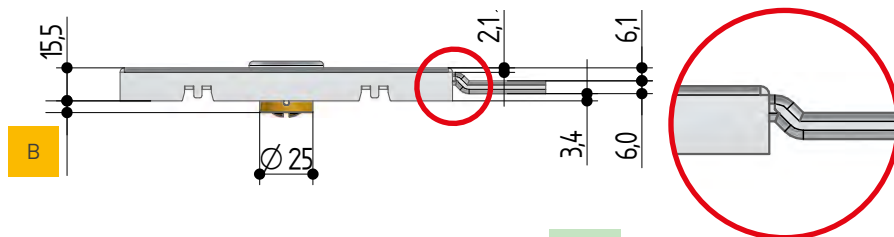
RIGHT LATERAL LOCK - INTERCHANGEABLE ROUND CYLINDER

SERRURE LATÉRALE DROITE - CYLINDRE ROND INTERCHANGEABLE

CERRADURA LATERAL DERECHA - CILINDRO REDONDO INTERCAMBIABLE



- +**
- Catenacci prolungati
Bolts lenght
Verrous prolongés
Cerrojos largos
 - dritti - straight - droit - plano
 - 3 +25 mm
 - 5 +45 mm
 - piegati - bent - plié - doblado
 - 2 +25 mm
 - 4 +45 mm



- +**
- Catenacci Bolts Verrous Cerrojos
 - 0 piegati - bent - plié - doblado
 - 1 dritti - straight - droit - plano

W411



codice code código														B mm					
1	2	3	4	5	6	7	8	9	10	11	12	13	14						
W	4	1	1	•	0	0	2	0	•	0	0	0	0	5,5	W810.0020	7300.2B00	40	1	10
W	4	1	1	•	0	0	2	2	•	0	0	0	0	9,3	W810.0022	7300.2B00	40	1	10

! Apertura solo dall'esterno | Outside opening only | Ouverture uniquement de l'extérieur | Apertura solo desde el exterior



S411



codice code código														B mm					
1	2	3	4	5	6	7	8	9	10	11	12	13	14						
S	4	1	1	•	0	0	2	0	•	0	0	0	0	5,5	S810.0020	7300.1B00	40	1	10
S	4	1	1	•	0	0	2	2	•	0	0	0	0	9,3	S810.0022	7300.1B00	40	1	10



A411



codice code código														B mm					
1	2	3	4	5	6	7	8	9	10	11	12	13	14						
A	4	1	1	•	0	0	1	0	•	0	2	0	0	5,5	6810.0000	7100.1400	40	1	10
A	4	1	1	•	0	0	1	2	•	0	2	0	0	9,0	6810.0002	7100.1500	40	1	10
A	4	1	1	•	0	0	1	4	•	0	2	0	0	12,5	6810.0004	7100.1500	40	1	10
A	4	1	1	•	0	0	1	6	•	0	2	0	0	21,5	6810.0006	7201.1600	40	1	1
A	4	1	1	•	0	0	1	8	•	0	2	0	0	25,8	6810.0008	7201.1700	40	1	1
A	4	1	1	•	0	0	1	A	•	0	2	0	0	34,1	6810.000A	7101.1500	40	1	1





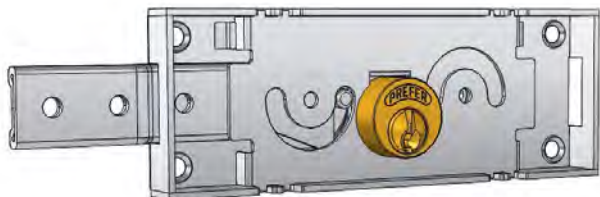
ORIGINAL

SERRATURA LATERALE SINISTRA- CILINDRO TONDO INTERCAMBIABILE

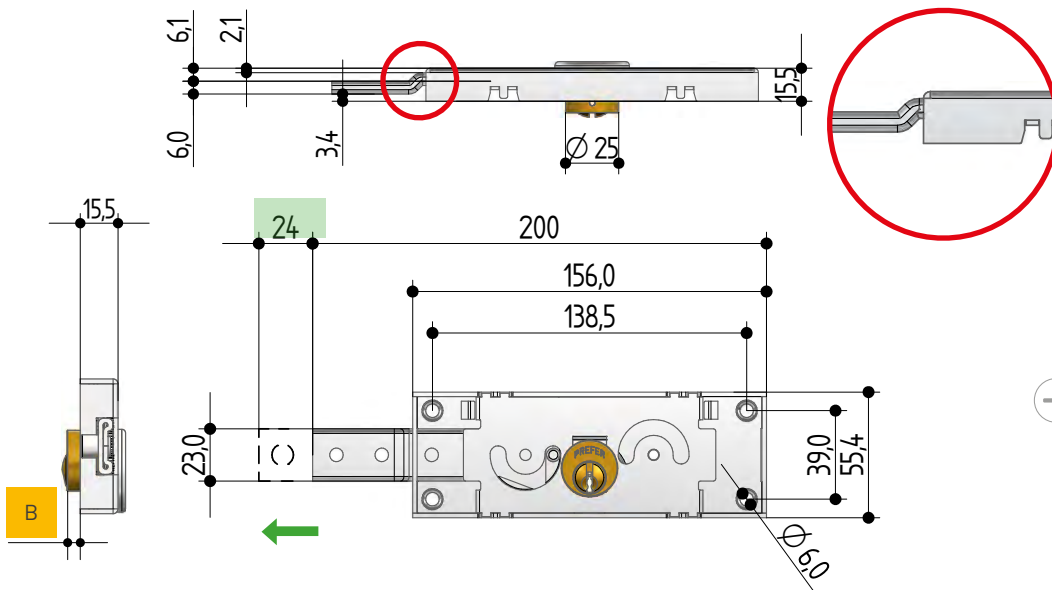
LEFT LATERAL LOCK - INTERCHANGEABLE ROUND CYLINDER

SERRURE LATÉRALE GAUCHE - CYLINDRE ROND INTERCHANGEABLE

CERRADURA LATERAL IZQUIERDA - CILINDRO REDONDO INTERCAMBIABLE



- +**
- Catenacci prolungati
Bolts lenght
Verrous prolongés
Cerrojos largos
 - dritti - straight - droit - plano
 - 3 +25 mm
 - 5 +45 mm
 - piegati - bent - plié - doblado
 - 2 +25 mm
 - 4 +45 mm



- +**
- Catenacci Bolts Verrous Cerrojos
 - 0 piegati - bent - plié - doblado
 - 1 dritti - straight - droit - plano

W412



codice code código														B mm					MIN ORD
1	2	3	4	5	6	7	8	9	10	11	12	13	14						
W	4	1	2	•	0	0	2	0	•	0	0	0	0	5,5	W810.0020	7300.2B00	40	1	10
W	4	1	2	•	0	0	2	2	•	0	0	0	0	9,3	W810.0022	7300.2B00	40	1	10

! Apertura solo dall'esterno | *Outside opening only* | *Ouverture uniquement de l'extérieur* | *Apertura solo desde el exterior*



S411



codice code código														B mm					MIN ORD
1	2	3	4	5	6	7	8	9	10	11	12	13	14						
S	4	1	2	•	0	0	2	2	•	0	0	2	0	5,5	S810.0020	7300.1B00	40	1	10
S	4	1	2	•	0	0	2	2	•	0	0	2	0	9,3	S810.0022	7300.1B00	40	1	10



A412



codice code código														B mm					MIN ORD
1	2	3	4	5	6	7	8	9	10	11	12	13	14						
A	4	1	2	•	0	0	1	0	•	0	2	0	0	5,5	6810.0000	7100.1400	40	1	10
A	4	1	2	•	0	0	1	2	•	0	2	0	0	9,0	6810.0002	7100.1500	40	1	10
A	4	1	2	•	0	0	1	4	•	0	2	0	0	12,5	6810.0004	7100.1500	40	1	10
A	4	1	2	•	0	0	1	6	•	0	2	0	0	21,5	6810.0006	7201.1600	40	1	1
A	4	1	2	•	0	0	1	8	•	0	2	0	0	25,8	6810.0008	7201.1700	40	1	1
A	4	1	2	•	0	0	1	A	•	0	2	0	0	34,1	6810.000A	7101.1500	40	1	1






ORIGINAL

SET DI SERRATURE LATERALI - CILINDRO TONDO INTERCAMBIABILE

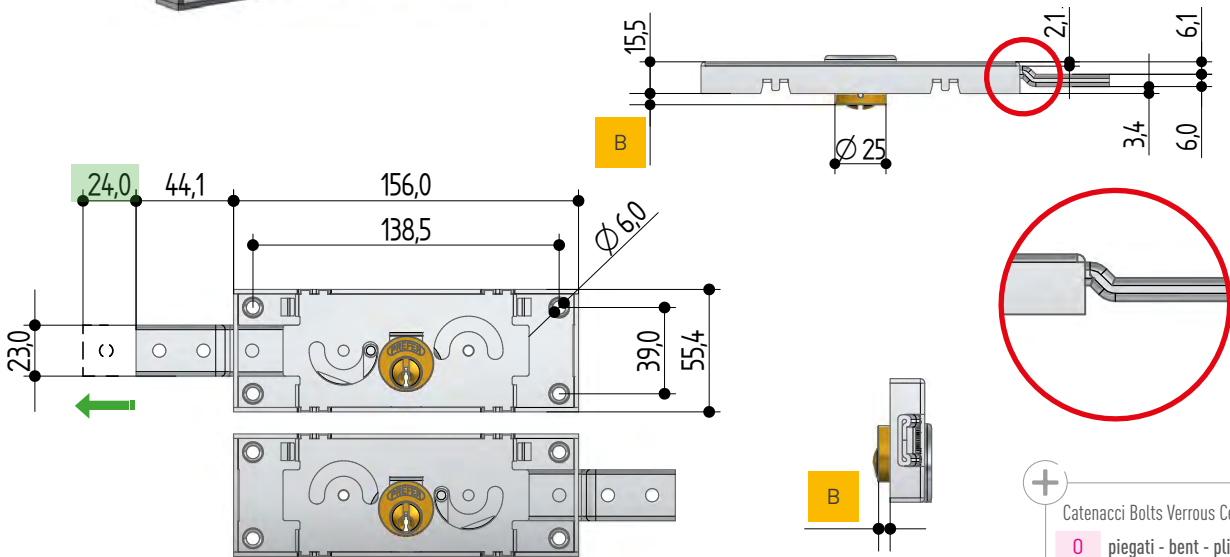
SET OF LATERAL LOCKS - INTERCHANGEABLE ROUND CYLINDER

SET DE SERRURES LATÉRALES - CYLINDRE ROND INTERCHANGEABLE

JUEGO DE CERRADURAS LATERALES - CILINDRO REDONDO INTERCAMBIABLE



- +**
- Catenacci prolungati
Bolts lenght
Verrous prolongés
Cerrojos largos
 - dritti - straight - droit - plano
 - 3 +25 mm
 - 5 +45 mm
 - piegati - bent - plié - doblado
 - 2 +25 mm
 - 4 +45 mm



- +**
- Catenacci Bolts Verrous Cerrojos
 - 0 piegati - bent - plié - doblado
 - 1 dritti - straight - droit - plano

W711



codice code código														B mm					
1	2	3	4	5	6	7	8	9	10	11	12	13	14						
W	7	1	1	•	0	0	2	0	•	0	5	0	0	5,5	W810.0020	7300.2B00	20	1	10
W	7	1	1	•	0	0	2	2	•	0	5	0	0	9,3	W810.0022	7300.2B00	20	1	10

! Apertura solo dall'esterno | Outside opening only | Ouverture uniquement de l'extérieur | Apertura solo desde el exterior



S711



codice code código														B mm					
1	2	3	4	5	6	7	8	9	10	11	12	13	14						
S	7	1	1	•	0	0	2	0	•	0	0	0	0	5,5	S810.0020	7300.1B00	20	1	10
S	7	1	1	•	0	0	2	2	•	0	0	0	0	9,3	S810.0022	7300.1B00	20	1	10



A711

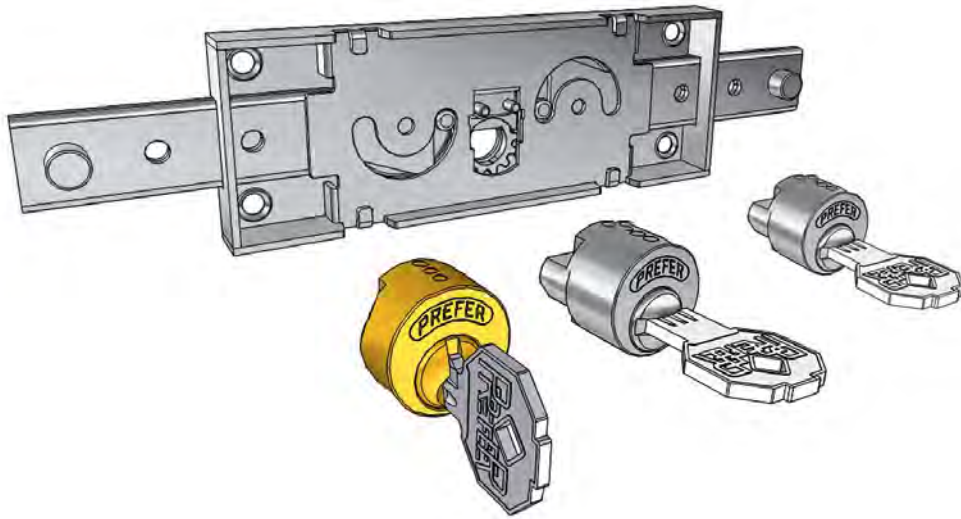


codice code código														B mm					
1	2	3	4	5	6	7	8	9	10	11	12	13	14						
A	7	1	1	•	0	0	1	0	•	0	2	0	0	5,5	6810.0000	7100.1400	20	1	10
A	7	1	1	•	0	0	1	2	•	0	2	0	0	9,0	6810.0002	7100.1500	20	1	10
A	7	1	1	•	0	0	1	4	•	0	2	0	0	12,5	6810.0004	7100.1500	20	1	10
A	7	1	1	•	0	0	1	6	•	0	2	0	0	21,5	6810.0006	7201.1600	20	1	1
A	7	1	1	•	0	0	1	8	•	0	2	0	0	25,8	6810.0008	7201.1700	20	1	1
A	7	1	1	•	0	0	1	A	•	0	2	0	0	34,1	6810.000A	7101.1500	20	1	1





CILINDRO INTERCAMBIABILE
INTERCHANGEABLE CYLINDER
CYLINDRE INTERCHANGEABLE
CILINDRO INTERCAMBIABILE





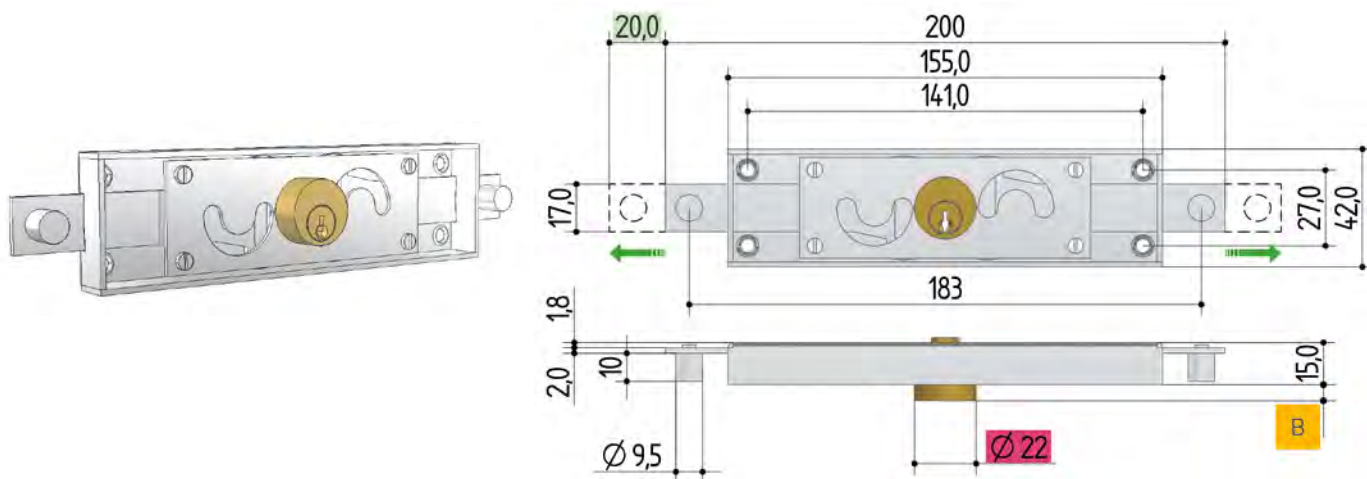
MINI

SERRATURA PER SERRANDINE AVVOLGIBILI E/O COIBENTATE - CILINDRO TONDO

LOCK FOR SMALL AND/OR INSULATED ROLLER SHUTTER - ROUND CYLINDER

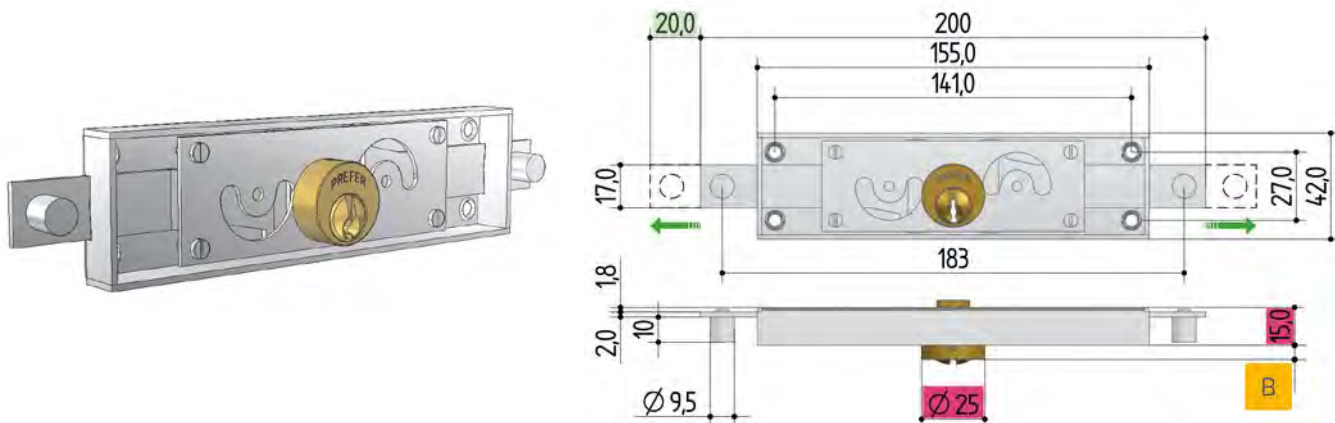
SERRURE POUR PETITS RIDEAUX METALLIQUES ET/OU ISOLÉES - CYLINDRE ROND

CERRADURA PARA PEQUEÑAS Y/OR AISLADAS PERSIANAS ENROLLABLES - CILINDRO REDONDO



6001

codice code código														B mm					MIN ORD				
1	2	3	4	5	6	7	8	9	10	11	12	13	14										
6	0	0	1	•	0	0	1	0	•	0	2	0	0	5,0		6801.0000		7511.1500		40		1	10



6011.00

codice code código														B mm					MIN ORD				
1	2	3	4	5	6	7	8	9	10	11	12	13	14										
6	0	1	1	•	0	0	1	0	•	0	2	0	0	5,7		6814.0000		7100.1400		40		1	10
6	0	1	1	•	0	0	1	2	•	0	2	0	0	9,2		6814.0002		7100.1500		40		1	10
6	0	1	1	•	0	0	1	4	•	0	2	0	0	12,7		6814.0004		7100.1500		40		1	1
6	0	1	1	•	0	0	1	6	•	0	2	0	0	21,7		6814.0006		7201.1600		40		1	1
6	0	1	1	•	0	0	1	8	•	0	2	0	0	26,0		6814.0008		7201.1700		40		1	1
6	0	1	1	•	0	0	1	A	•	0	2	0	0	34,3		6814.000A		7101.1500		40		1	1



MINI

SERRATURA PER SERRANDINE AVVOLGIBILI E/O COIBENTATE- CILINDRO TONDO

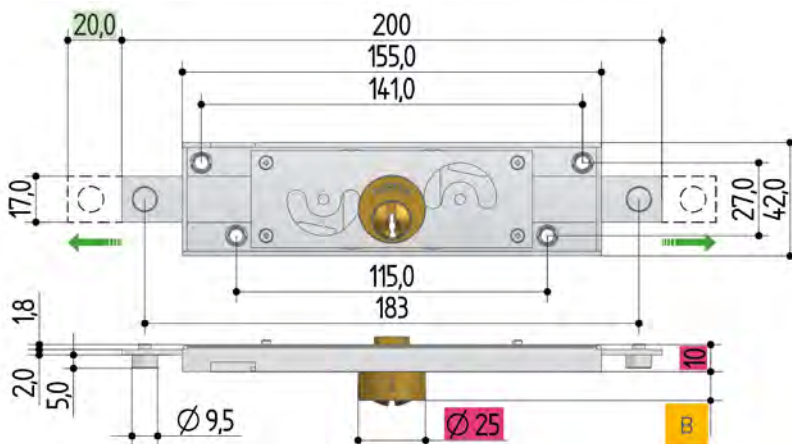
LOCK FOR SMALL AND/OR INSULATED ROLLER SHUTTER - ROUND CYLINDER

SERRURE POUR PETITS RIDEAUX METALLIQUES ET/OU ISOLÉES - CYLINDRE ROND

CERRADURA PARA PEQUEÑAS Y/OR AISLADAS PERSIANAS ENROLLABLES - CILINDRO REDONDO

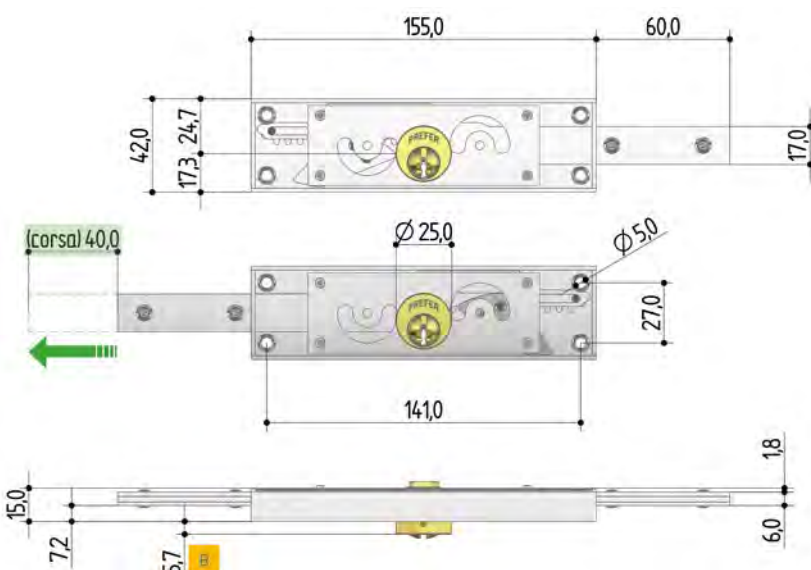
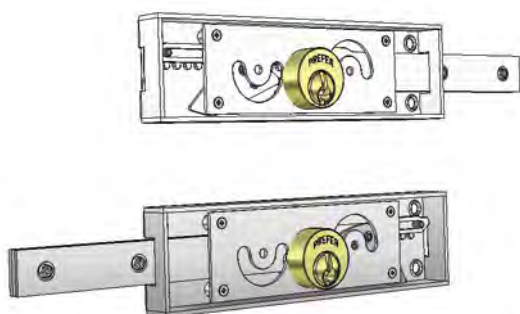


SERRATURE MADE IN ITALY



6011.01

codice code código														B mm					MIN ORD
1	2	3	4	5	6	7	8	9	10	11	12	13	14						
6	0	1	1	•	0	1	1	0	•	0	2	0	0	10,9	6814.0000	7100.1400	40	1	1
6	0	1	1	•	0	1	1	2	•	0	2	0	0	14,4	6814.0002	7100.1500	40	1	1
6	0	1	1	•	0	1	1	4	•	0	2	0	0	17,9	6814.0004	7100.1500	40	1	1
6	0	1	1	•	0	1	1	6	•	0	2	0	0	26,9	6814.0006	7201.1600	40	1	1
6	0	1	1	•	0	1	1	8	•	0	2	0	0	31,2	6814.0008	7201.1700	40	1	1
6	0	1	1	•	0	1	1	A	•	0	2	0	0	39,5	6814.000A	7101.1500	40	1	1



0727
CALLUS

codice code código														B mm					MIN ORD
1	2	3	4	5	6	7	8	9	10	11	12	13	14						
0	7	2	7	•	0	0	1	0	•	0	7	0	1	5,7	6810.0000	7100.1400	20	1	10



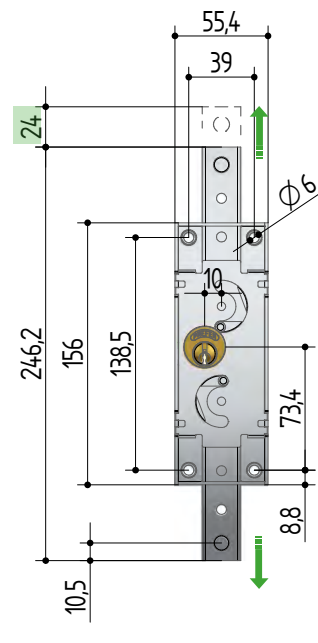
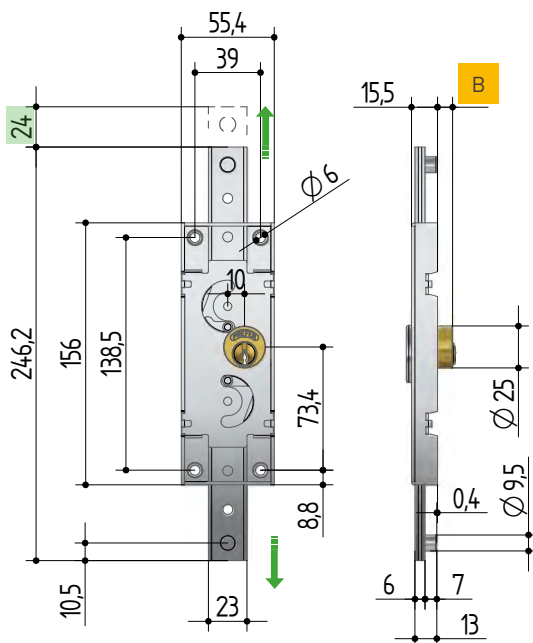
VERTICALI

SERRATURE PER SERRANDE SCORREVOLI

LOCKS FOR SLIDING SHUTTERS

SERRURES POUR VOILETS COULISSANTS

CERRADURAS PARA PERSIANAS CORREDERAS



S311



codice code código														B mm					
1	2	3	4	5	6	7	8	9	10	11	12	13	14						
S	3	1	1	•	•	0	0	2	2	•	0	0	0	9,3	S810.0022	7300.1B00	40	1	1

A311



codice code código														B mm					
1	2	3	4	5	6	7	8	9	10	11	12	13	14						
A	3	1	1	•	0	0	1	2	•	0	2	0	0	9,0	6813.0002	7100.1500	40	1	10
A	3	1	1	•	0	0	1	4	•	0	2	0	0	12,5	6813.0004	7100.1500	40	1	1
A	3	1	1	•	0	0	1	6	•	0	2	0	0	21,5	6813.0006	7201.1600	40	1	1
A	3	1	1	•	0	0	1	8	•	0	2	0	0	25,8	6813.0008	7201.1700	40	1	1
A	3	1	1	•	0	0	1	A	•	0	2	0	0	34,1	6813.000A	7101.1500	40	1	1

CALL US

CALL US

CALL US

S312



codice code código														B mm					
1	2	3	4	5	6	7	8	9	10	11	12	13	14						
S	3	1	2	•	0	0	2	2	•	0	0	0	0	9,3	S810.0022	7300.1B00	40	1	1

A312



codice code código														B mm					
1	2	3	4	5	6	7	8	9	10	11	12	13	14						
A	3	1	2	•	0	0	1	2	•	0	2	0	0	9,0	6813.0002	7100.1500	40	1	10
A	3	1	2	•	0	0	1	4	•	0	2	0	0	12,5	6813.0004	7100.1500	40	1	1
A	3	1	2	•	0	0	1	6	•	0	2	0	0	21,5	6813.0006	7201.1600	40	1	1
A	3	1	2	•	0	0	1	8	•	0	2	0	0	25,8	6813.0008	7201.1700	40	1	1
A	3	1	2	•	0	0	1	A	•	0	2	0	0	34,1	6813.000A	7101.1500	40	1	1

CALL US

CALL US

CALL US



VERTICAL GANCIO

SERRATURE PER SERRANDE SCORREVOLI

LOCKS FOR SLIDING SHUTTERS

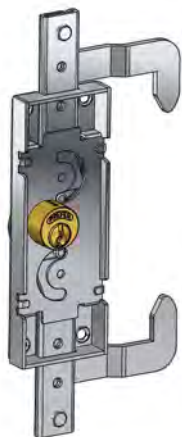
SERRURES POUR VOILETS COULISSANTS

CERRADURAS PARA PERSIANAS CORREDERAS



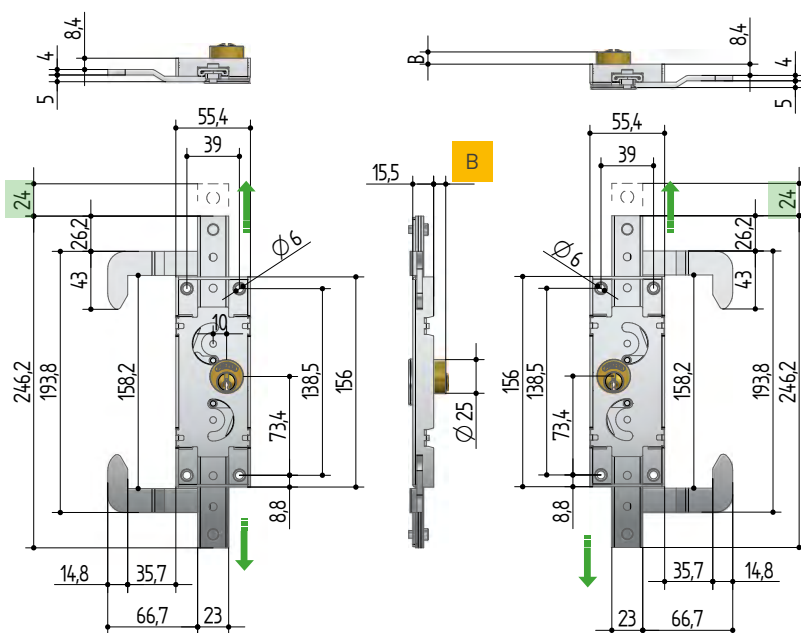
A313

A314



DX

SX



A313



codice code código														B mm			②			MIN ORD
1	2	3	4	5	6	7	8	9	10	11	12	13	14							
A	3	1	3	•	0	0	1	2	•	0	2	0	0	9,0	6813.0002	7100.1500	20	1	10	
A	3	1	3	•	0	0	1	4	•	0	2	0	0	12,5	6813.0004	7100.1500	20	1	1	
A	3	1	3	•	0	0	1	6	•	0	2	0	0	21,5	6813.0006	7201.1600	20	1	1	
A	3	1	3	•	0	0	1	8	•	0	2	0	0	25,8	6813.0008	7201.1700	20	1	1	
A	3	1	3	•	0	0	1	A	•	0	2	0	0	34,1	6813.000A	7101.1500	20	1	1	

CALL US

CALL US

CALL US

A314



codice code código														B mm			②			MIN ORD
1	2	3	4	5	6	7	8	9	10	11	12	13	14							
A	3	1	4	•	0	0	1	2	•	0	2	0	0	9,0	6813.0002	7100.1500	20	1	10	
A	3	1	4	•	0	0	1	4	•	0	2	0	0	12,5	6813.0004	7100.1500	20	1	1	
A	3	1	4	•	0	0	1	6	•	0	2	0	0	21,5	6813.0006	7201.1600	20	1	1	
A	3	1	4	•	0	0	1	8	•	0	2	0	0	25,8	6813.0008	7201.1700	20	1	1	
A	3	1	4	•	0	0	1	A	•	0	2	0	0	34,1	6813.000A	7101.1500	20	1	1	

CALL US

CALL US

CALL US



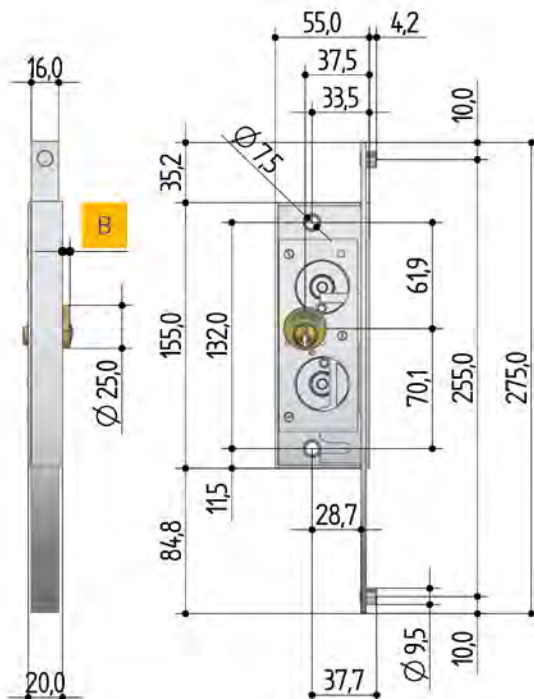
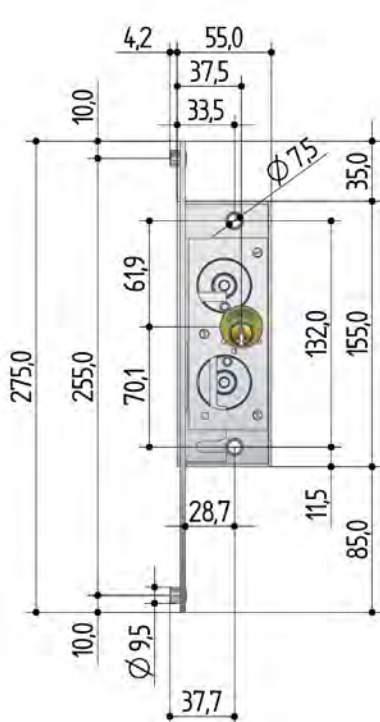
631X

SERRATURE PER SERRANDE SCORREVOLI

LOCKS FOR SLIDING SHUTTERS





SERRURES POUR VOILETS COULISSANTS

CERRADURAS PARA PERSIANAS CORREDERAS







6315



codice code código														B mm					MIN ORD
1	2	3	4	5	6	7	8	9	10	11	12	13	14						
6	3	1	5	•	0	0	1	2	•	0	2	0	0	4,4	6813.0002	7100.1500	40	1	10
6	3	1	5	•	0	0	1	4	•	0	2	0	0	7,9	6813.0004	7100.1500	40	1	1

6316



codice code código														B mm					MIN ORD
1	2	3	4	5	6	7	8	9	10	11	12	13	14						
6	3	1	6	•	0	0	1	2	•	0	2	0	0	4,4	6813.0002	7100.1500	40	1	10
6	3	1	6	•	0	0	1	4	•	0	2	0	0	7,9	6813.0004	7100.1500	40	1	1



DARDO

SERRATURE PER SERRANDE SCORREVOLI

LOCKS FOR SLIDING SHUTTERS

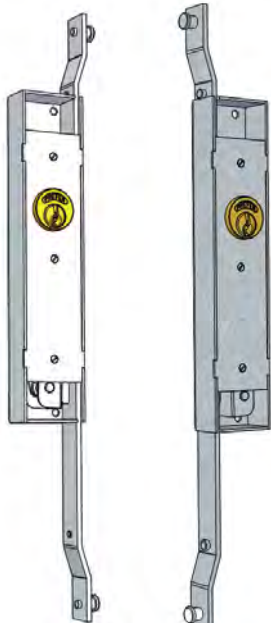
SERRURES POUR VOILETS COULISSANTS

CERRADURAS PARA PERSIANAS CORREDERAS



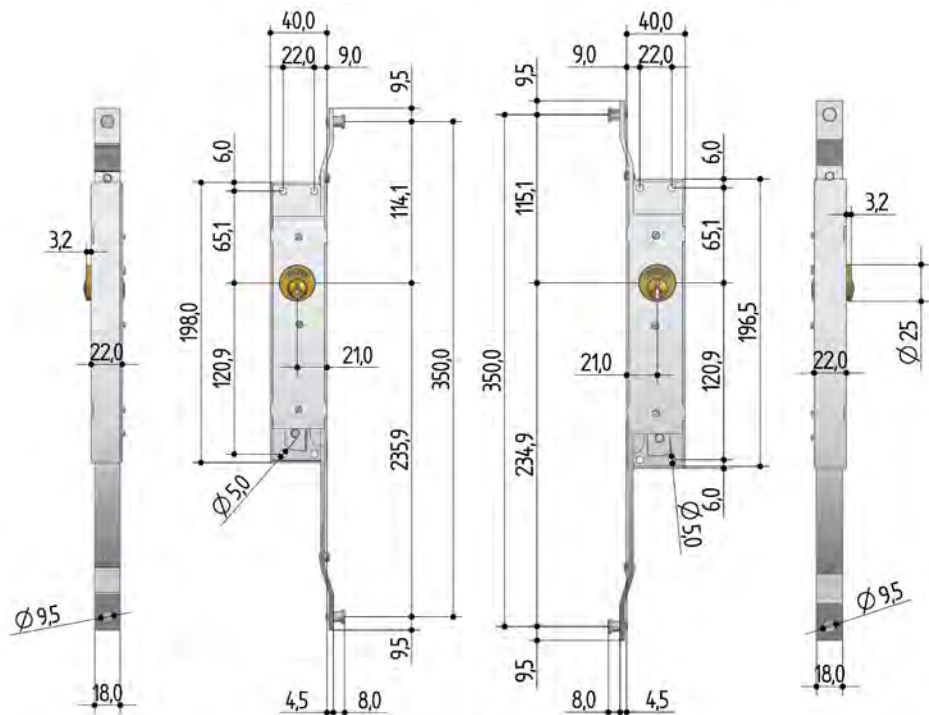
6317

6318



DX

SX



6317



codice code código																		MIN ORD
1	2	3	4	5	6	7	8	9	10	11	12	13	14					
6	3	1	7	•	0	0	1	0	•	0	2	0	0	6819.0000	7100.1500	20	1	10

6318



codice code código																		MIN ORD
1	2	3	4	5	6	7	8	9	10	11	12	13	14					
6	3	1	8	•	0	0	1	0	•	0	2	0	0	6819.0000	7100.1500	20	1	10

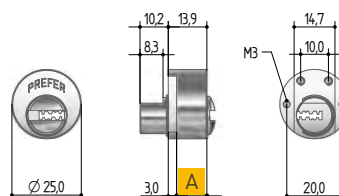


CILINDRI DI RICAMBIO




SPARE CYLINDERS

CYLINDRES DÉTACHÉES

CILINDROS DE REPUESTO



W810

codice code código														A mm	 ②	per articolo for code			MIN ORD
1	2	3	4	5	6	7	8	9	10	11	12	13	14						
W	8	1	0	•	0	0	2	0	•	0	0	0	0	10,9	7300.2B00	W211 - W411 - W412 - W711	200	20	20
W	8	1	0	•	0	0	2	2	•	0	0	0	0	14,7	7300.2B00	W211 - W411 - W412 - W711	200	20	20

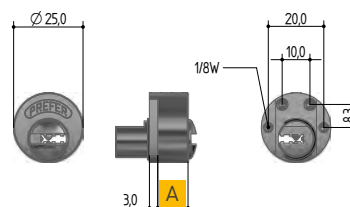
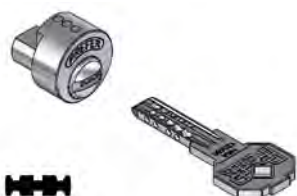


Apertura solo dall'esterno




Outside opening only

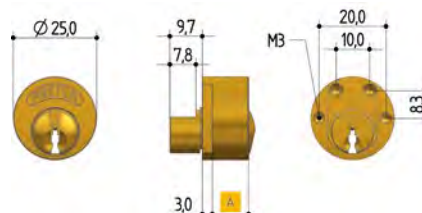
Ouverture uniquement
de l'extérieur

Apertura solo desde
el exterior






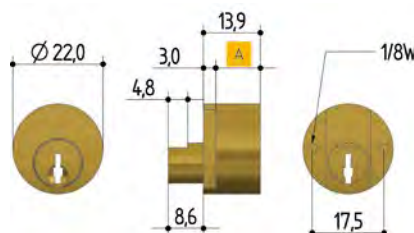

S810

codice code código														A mm	 ②	per articolo for code			MIN ORD
1	2	3	4	5	6	7	8	9	10	11	12	13	14						
S	8	1	0	•	0	0	2	0	•	0	0	0	0	10,9	7300.1B00	S211 - S411 - S412 - S711	200	20	20
S	8	1	0	•	0	0	2	2	•	0	0	0	0	14,7	7300.1B00	S211 - S411 - S412 - S711	200	20	20






6810

codice code código														A mm	 ②	per articolo for code			MIN ORD
1	2	3	4	5	6	7	8	9	10	11	12	13	14						
6	8	1	0	•	0	0	0	0	•	0	2	0	0	10,9	7100.1400	A211 - A411 - A412 - A711	200	20	20
6	8	1	0	•	0	0	0	2	•	0	2	0	0	14,4	7100.1500	A211 - A411 - A412 - A711	200	20	20
6	8	1	0	•	0	0	0	4	•	0	2	0	0	17,9	7100.1500	A211 - A411 - A412 - A711	200	20	20
6	8	1	0	•	0	0	0	6	•	0	2	0	0	26,9	7201.1600	A211 - A411 - A412 - A711	200	20	20
6	8	1	0	•	0	0	0	8	•	0	2	0	0	31,2	7201.1700	A211 - A411 - A412 - A711	200	20	20
6	8	1	0	•	0	0	0	A	•	0	2	0	0	39,5	7101.1500	A211 - A411 - A412 - A711	200	20	20



6801

codice code código														A mm	 ②	per articolo for code			MIN ORD
1	2	3	4	5	6	7	8	9	10	11	12	13	14						
6	8	0	1	•	0	0	0	0	•	0	2	0	0	10,9	7511.1500	6001	200	20	20

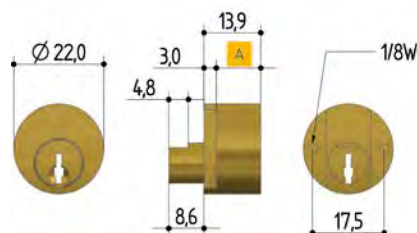


CILINDRI DI RICAMBIO




SPARE CYLINDERS

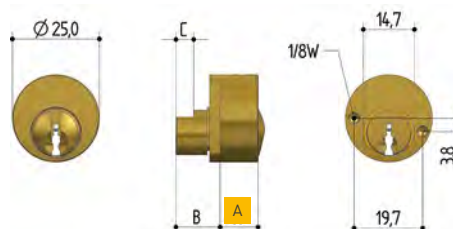
CYLINDRES DÉTACHÉES

CILINDROS DE REPUESTO






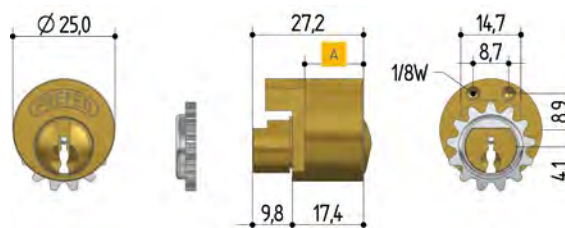
6813

codice code código														A mm		per articolo for code			MIN ORD
1	2	3	4	5	6	7	8	9	10	11	12	13	14						
6	8	1	3	•	0	0	0	2	•	0	2	0	0	14,4	7100.1500	A311-A312-A313-A314-6315-6316	200	20	20
6	8	1	3	•	0	0	0	4	•	0	2	0	0	17,9	7100.1500	A311-A312-A313-A314-6315-6316	200	20	20
6	8	1	3	•	0	0	0	6	•	0	2	0	0	26,9	7201.1600	A311-A312-A313-A314-6315-6316	200	20	20
6	8	1	3	•	0	0	0	8	•	0	2	0	0	31,2	7201.1700	A311-A312-A313-A314-6315-6316	200	20	20
6	8	1	3	•	0	0	0	A	•	0	2	0	0	39,5	7101.1500	A311-A312-A313-A314-6315-6316	200	20	20






6814

codice code código														A mm	B mm	C mm		per articolo for code			MIN ORD
1	2	3	4	5	6	7	8	9	10	11	12	13	14								
6	8	1	4	•	0	0	0	0	•	0	2	0	0	10,9	13	5,2	7100.1400	6011	200	20	20
6	8	1	4	•	0	0	0	2	•	0	2	0	0	14,4	13	5,2	7100.1500	6011	200	20	20
6	8	1	4	•	0	0	0	4	•	0	2	0	0	17,9	9	2,5	7100.1500	6011	200	20	20
6	8	1	4	•	0	0	0	6	•	0	2	0	0	26,9	13	5,2	7201.1600	6011	200	20	20
6	8	1	4	•	0	0	0	8	•	0	2	0	0	31,2	10,3	2,5	7201.1700	6011	200	20	20
6	8	1	4	•	0	0	0	A	•	0	2	0	0	39,5	10,3	2,5	7101.1500	6011	200	20	20



6819

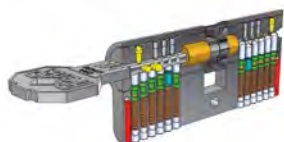
codice code código														A mm		per articolo for code			MIN ORD
1	2	3	4	5	6	7	8	9	10	11	12	13	14						
6	8	1	9	•	0	0	0	0	•	0	2	0	0	14,4	7100.1500	6317-6318	200	20	20



CILINDRO EUROPEO
EUROPEAN PROFILE CYLINDER
 CYLINDRE À PROFIL EUROPÉEN
 CILINDRO DE PERFIL EUROPEO



W



CHIAVE DI SICUREZZA

Max 9 perni di cifratura:
 6 perni in acciaio inox
 3 perni passivi in ottone

Max. 5 contoperni a doppio fungo anti grimaldello carbonitrurati e nichelati e 1 contoperno antibumping

Finitura sabbatao nichelato opaco

Combinazioni max 3.286.080

Spina antitrapano

Possibilità chiave da cantiere

Broccia asimmetrica

Palettone DIN

SECURITY KEY

Max 9 biting pins:
 6 stainless steel pins
 3 passive brass pins

Max 5 double mushroom carbonitrided and nickel-plated anti-picking counterpins and 1 anti-bumping counter pin

Matt nickel sandblasted finish

Max combinations 3.286.080

Drill-resistant pin

Construction key on request

Asymmetrical broach

DIN cam

CLÉ DE SÉCURITÉ

Max 9 goupilles :
 6 goupilles en acier inoxydable
 3 goupilles passives en laiton

Max 5 contre-goupilles anti-picking carbonitrurées et nickelées double champignon et 1 contre-goupille anti-bumping

Finition sablée nickel mat

Combinaisons max 3.286.080

Goupille anti-perçage

Clé de chantier sur demande

Broche asymétrique

DIN cam

LLAVE DE SEGURIDAD

Max 6 pitones :
 6 pitones de acero inoxidable
 3 pitones de latón pasivos

Max 5 contrapitones doble seta anti-picking carbonitrurados y niquelados y 1 contrapiton anti-bumping

Acabado arenado níquel mate

Combinaciones máximas 3.286.080

Clavija antitaladro

Llave de obra bajo demanda

Broche asimétrico

DIN cam

6



Max 5 perni di cifratura in ottone

Finitura ottone naturale/nichelato lucido

Combinazioni max 1000

Broccia asimmetrica

Max 5 brass biting pins

Natural brass / polished nickel finish

Max combinations 1000

Asymmetrical broach

Max 5 broches mordantes en laiton

Laiton naturel / finition nickel poli

Combinaisons max 1000

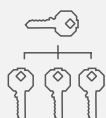
Broche asymétrique

Max 5 pitones de mordida de latón

Latón natural / acabado níquel pulido

Combinaciones máximas 1000

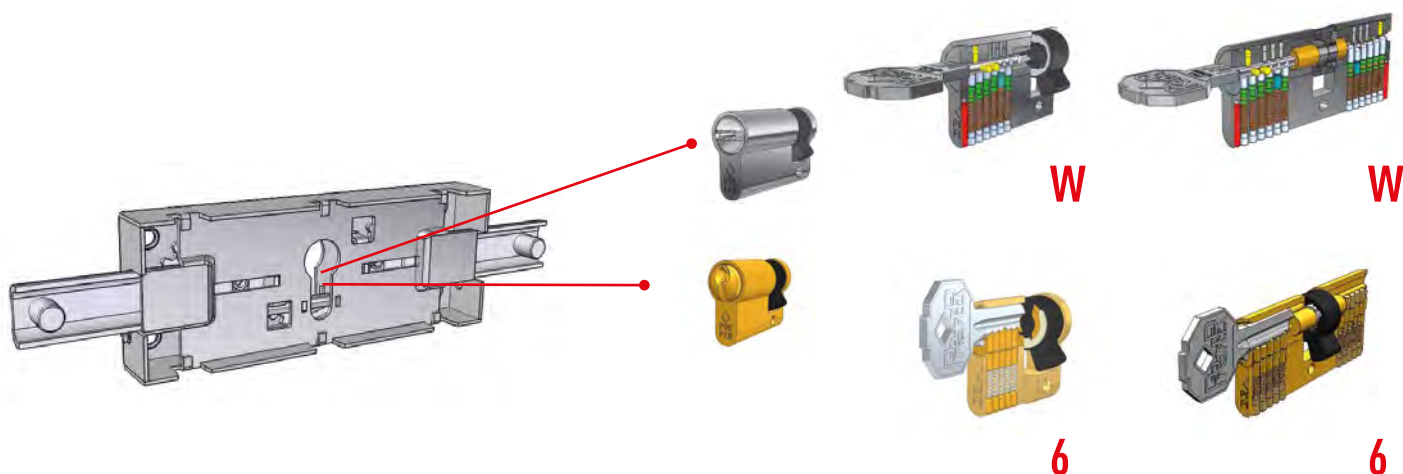
Broche asimétrico



POSSIBILITÀ MK (CHIAVE MAESTRA) SU TUTTI I CILINDRI A PROFILO
MK (MASTER KEY) AVAILABLE ON ALL EUROPEAN PROFILE CYLINDERS
 POSSIBILITE MK (CLE PASSE-PARTOUT) SUR TOUS LES CILINDRES À PROFIL EUROPÉEN
 POSIBILIDAD MK (LLAVE MAESTRA) EN TODOS LOS CILINDROS DE PERFIL EUROPEO



CILINDRO EUROPEO
EUROPEAN PROFILE CYLINDER
CYLINDRE À PROFIL EUROPÉEN
CILINDRO DE PERFIL EUROPEO

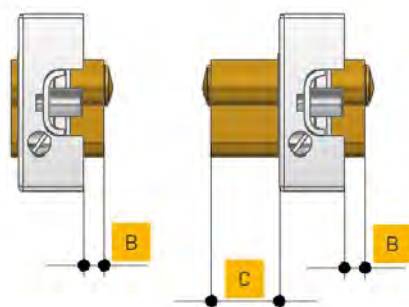


COME CALCOLARE LE SPORGENZE CILINDRO

HOW TO CALCULATE THE CYLINDER PROJECTIONS

COMMENT CALCULER LES PROJECTIONS DES CYLINDRES

CÓMO CALCULAR LAS MEDIDAS DEL CILINDRO



ESEMPIO:

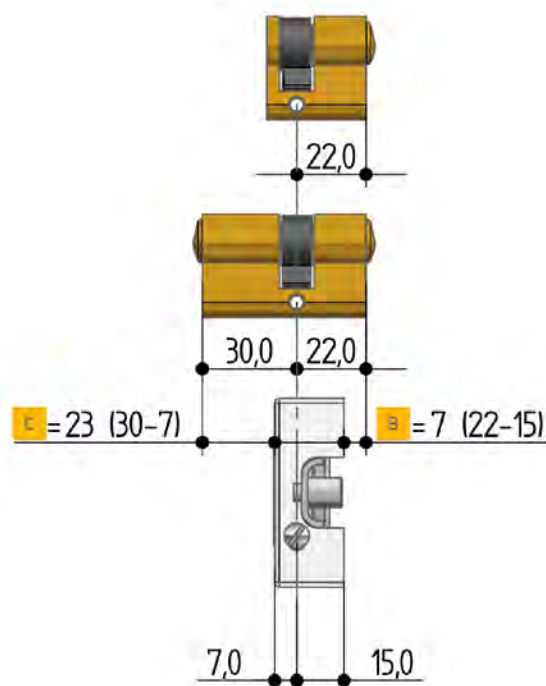
EXAMPLE:

EXEMPLEE:

JEMPLO:

codice code código														B mm		
1	2	3	4	5	6	7	8	9	10	11	12	13	14			
6	2	2	1	•	0	0	1	0	•	0	0	0	0	7,0	6A00.2210	
6	2	2	1	•	0	0	1	2	•	0	0	0	0	15,0	6A00.3010	

codice code código														B mm	C mm		
1	2	3	4	5	6	7	8	9	10	11	12	13	14				
6	2	2	1	•	0	0	1	4	•	0	2	0	0	7,0	15,0	6H00.2230	
6	2	2	1	•	0	0	1	6	•	0	2	0	0	11,0	19,0	6H00.2626	





MOTRON

SERRATURA CENTRALE ELETTRMECCANICA PER SERRANDE MOTORIZZATE

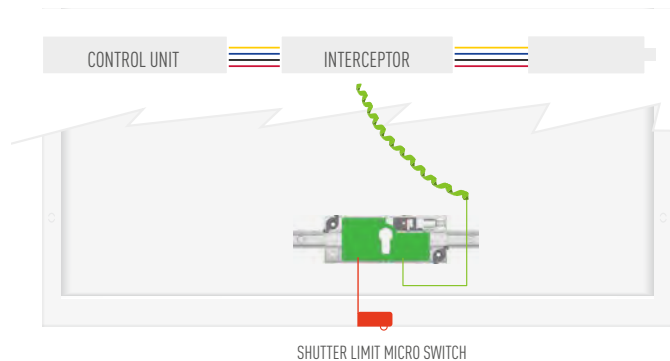
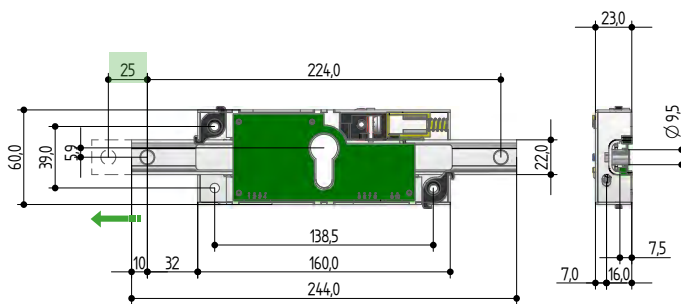

ELECTROMECHANICAL CENTRAL LOCK FOR MOTORIZED SHUTTERS

SERRURE ELECTROMECHANIQUE CENTRALE - POUR RIDEAUX METALLIQUES MOTORISÉ

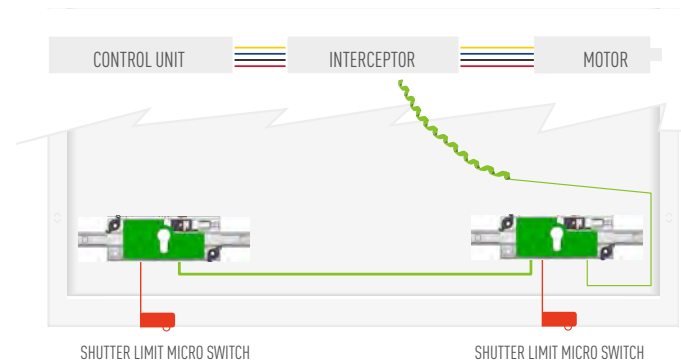
CERRADURA CENTRAL ELECTROMECÁNICA PARA PERSIANAS MOTORIZADAS



NEW!



SHUTTER LIMIT MICRO SWITCH



SHUTTER LIMIT MICRO SWITCH

SHUTTER LIMIT MICRO SWITCH

MOTRON.E6221.01



E6221.CAVO.0001



E6221.INTE.0000



E6221.FINE.0000



E6221.CAVO.0002 cavo collegamento da 3 metri
E6221.CAVO.0003 cavo collegamento da 6 metri

MOTRON.E6221.02

DOTAZIONE DI SERIE

- Serratura/e
- Cavo spiralato
- "Interceptor" sincronizzatore
- Micro interruttore di fine corsa
- Cavo di collegamento (solo x 02)

STANDARD EQUIPEMENT

- Serrure/s
- Cable spiralé
- Centrale de contrôle "Interceptor"
- Microrupteur de fin de course
- Câble de connexion (juste pour 02)

STANDARD EQUIPMENT

- Lock/s
- Spiral cable
- "Interceptor" synchronizer
- Shutter limit micro switch
- Connecting wire (only x 02)

EQUIPAMIENTO ESTANDAR

- Cerradura/s
- Cable en espiral
- Unidad de control "Interceptor"
- Microinterruptor de limite de persiana
- Cable de conexión (solo pour 02)



LRS2035.CENT



RS1Y17.RCOMM



E6221.PLAC.0001



0457.0031.W000



+ A RICHIESTA

- Centrale elettronica
- Telecomando
- Placca di fissaggio
- Placca di sicurezza
- Cilindro a profilo

+ À LA DEMANDE

- Unité de contrôle électronique
- Télécommande
- Plaque de fixation
- Plaque de sécurité
- Cylindre profilé

+ ON DEMAND

- Electronic control unit
- Remote control
- Mounting plate
- Security plate
- European Profile cylinder

+ BAJO DEMANDA

- Central de obra
- Controle remoto
- Placa de fijacion
- Placa de proteccion
- Cilindro d perfil

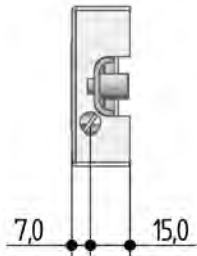
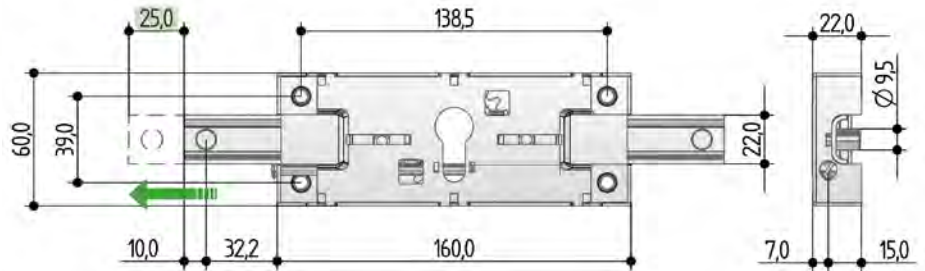
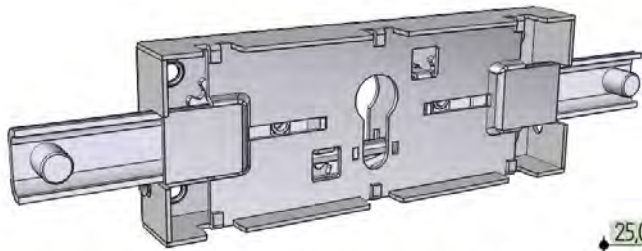


CENTRALE A PROFILO

SERRATURA CENTRALE - CILINDRO EUROPEO
 CENTRAL LOCK - EUROPEAN PROFILE CYLINDER
 SERRURE CENTRALE - CYLINDRE À PROFIL EUROPÉEN
 CERRADURA CENTRAL - CILINDRO DE PERFIL EUROPEO

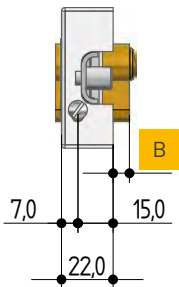


Z Senza cilindro
 Without cylinder
 Sans cylindre
 Sin cilindro



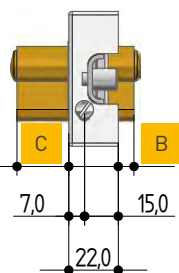
6221

codice code código																MIN ORD
1	2	3	4	5	6	7	8	9	10	11	12	13	14			
6	2	2	1	•	0	0	1	Z	•	0	0	0	0	40	1	10



W221

codice code código														B mm			MIN ORD
1	2	3	4	5	6	7	8	9	10	11	12	13	14				
W	2	2	1	•	0	0	2	0	•	0	0	0	0	9,0	WE0S.2410	7300.2A00	40 1 10
W	2	2	1	•	0	0	2	2	•	0	0	0	0	16,0	WE0S.3110	7300.2B00	40 1 10



W221

codice code código														B mm	C mm			MIN ORD
1	2	3	4	5	6	7	8	9	10	11	12	13	14					
W	2	2	1	•	0	0	2	4	•	0	0	0	0	9,0	17,0	WM0S.2424	7300.2A00 40 1 1	
W	2	2	1	•	0	0	2	8	•	0	0	0	0	16,0	24,0	WM0S.3131	7300.2B00 40 1 1	

6221

codice code código														B mm	C mm			MIN ORD
1	2	3	4	5	6	7	8	9	10	11	12	13	14					
6	2	2	1	•	0	0	1	4	•	0	2	0	0	7,0	15,0	6H00.2222	7100.2300 40 1 1	
6	2	2	1	•	0	0	1	6	•	0	2	0	0	11,0	19,0	6H00.2626	7100.2400 40 1 1	



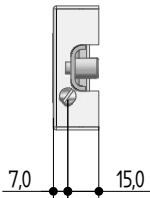
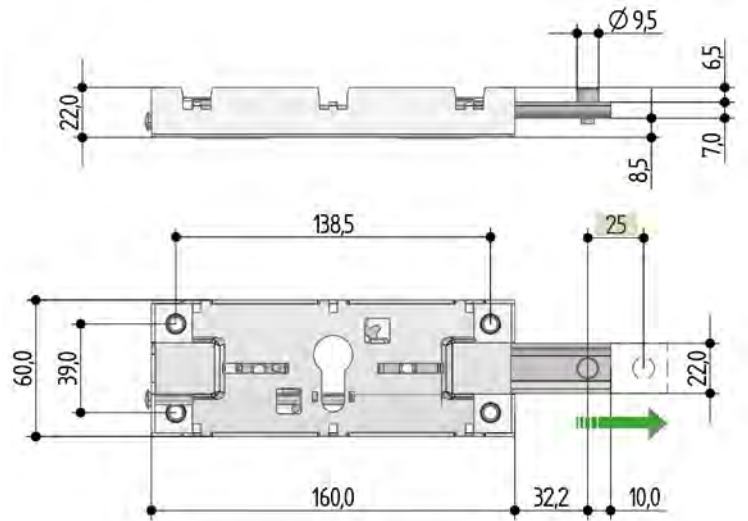
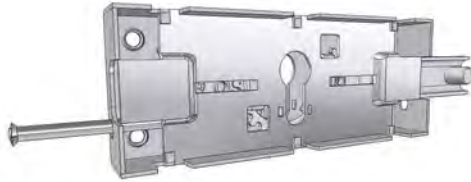
LATERALE DX A PROFILO

SERRATURA LATERALE - DESTRA - CILINDRO EUROPEO

LATERAL LOCK - RIGHT - EUROPEAN PROFILE CYLINDER

SERRURE LATÉRALE - DROITE - CYLINDRE À PROFIL EUROPÉEN

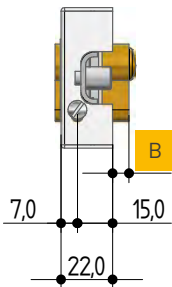
CERRADURA LATERAL - DERECHA - CILINDRO PERFIL EUROPEO



6421

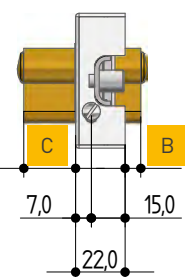
codice code código																MIN ORD
1	2	3	4	5	6	7	8	9	10	11	12	13	14			
6	4	2	1	•	0	0	1	Z	•	0	0	0	0	40	1	10

Z Senza cilindro
Without cylinder
Sans cylindre
Sin cilindro



W421

codice code código														B mm					MIN ORD
1	2	3	4	5	6	7	8	9	10	11	12	13	14						
W	4	2	1	•	0	0	2	0	•	0	0	0	0	9,0	WE0S.2410	7300.2A00	40	1	10
W	4	2	1	•	0	0	2	2	•	0	0	0	0	16,0	WE0S.3110	7300.2B00	40	1	10



W421

codice code código														B mm	C mm					MIN ORD
1	2	3	4	5	6	7	8	9	10	11	12	13	14							
6	4	2	1	•	0	0	1	0	•	0	2	0	0	7,0	6A00.2210	7100.2300	40	1	10	
6	4	2	1	•	0	0	1	2	•	0	2	0	0	15,0	6A00.3010	7100.2400	40	1	10	

codice code código														B mm	C mm					MIN ORD
1	2	3	4	5	6	7	8	9	10	11	12	13	14							
W	4	2	1	•	0	0	2	4	•	0	0	0	0	9,0	17,0	WM0S.2424	7300.2A00	40	1	1
W	4	2	1	•	0	0	2	8	•	0	0	0	0	16,0	24,0	WM0S.3131	7300.2B00	40	1	1

codice code código														B mm	C mm					MIN ORD
1	2	3	4	5	6	7	8	9	10	11	12	13	14							
6	4	2	1	•	0	0	1	4	•	0	2	0	0	7,0	15,0	6H00.2222	7100.2300	40	1	1
6	4	2	1	•	0	0	1	6	•	0	2	0	0	11,0	19,0	6H00.2626	7100.2400	40	1	1



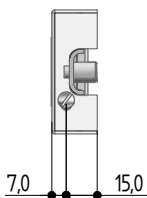
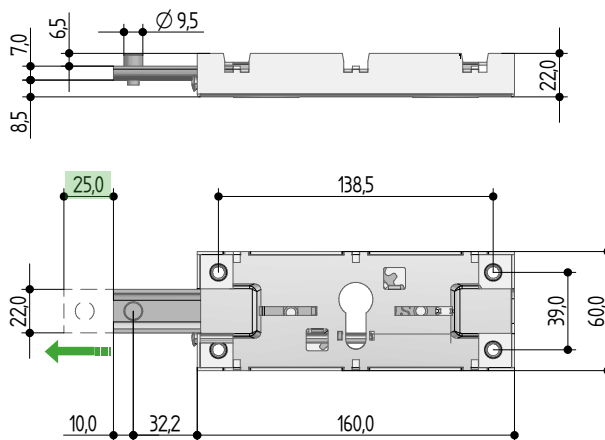
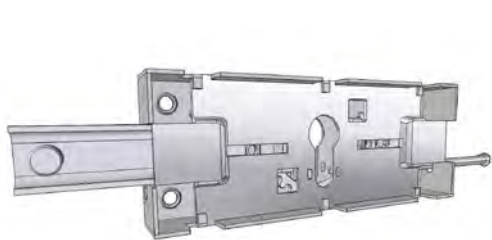
LATERALE SX A PROFILO

SERRATURA LATERALE - SINISTRA - CILINDRO EUROPEO

LATERAL LOCK - LEFT - EUROPEAN PROFILE CYLINDER

SERRURE LATÉRALE - GAUCHE - CYLINDRE À PROFIL EUROPÉEN

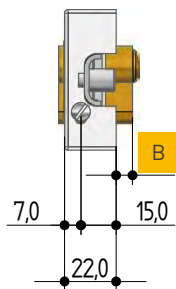
CERRADURA LATERAL - IZQUIERDA - CILINDRO PERFIL EUROPEO



6422

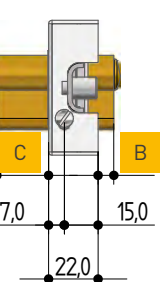
codice code código																MIN ORD
1	2	3	4	5	6	7	8	9	10	11	12	13	14			10
6	4	2	2	•	0	0	1	Z	•	0	0	0	0	40	1	10

Z	Senza cilindro Without cylinder Sans cylindre Sin cilindro
----------	---



W422

codice code código														B mm				MIN ORD	
1	2	3	4	5	6	7	8	9	10	11	12	13	14	B mm				10	
W	4	2	2	•	0	0	2	0	•	0	0	0	0	9,0	WE0S.2410	7300.2A00	40	1	10
W	4	2	2	•	0	0	2	2	•	0	0	0	0	16,0	WE0S.3110	7300.2B00	40	1	10



W422

codice code código														B mm	C mm			MIN ORD		
1	2	3	4	5	6	7	8	9	10	11	12	13	14	B mm	C mm			10		
6	4	2	2	•	0	0	1	0	•	0	2	0	0	7,0	17,0	6A00.2210	7100.2300	40	1	10
6	4	2	2	•	0	0	1	2	•	0	2	0	0	15,0	24,0	6A00.3010	7100.2400	40	1	10

codice code código														B mm	C mm			MIN ORD		
1	2	3	4	5	6	7	8	9	10	11	12	13	14	B mm	C mm			1		
W	4	2	2	•	0	0	2	4	•	0	0	0	0	9,0	17,0	WM0S.2424	7300.2A00	40	1	1
W	4	2	2	•	0	0	2	8	•	0	0	0	0	16,0	24,0	WM0S.3131	7300.2B00	40	1	1

codice code código														B mm	C mm			MIN ORD		
1	2	3	4	5	6	7	8	9	10	11	12	13	14	B mm	C mm			1		
6	4	2	2	•	0	0	1	4	•	0	2	0	0	7,0	15,0	6H00.2222	7100.2300	40	1	1
6	4	2	2	•	0	0	1	6	•	0	2	0	0	11,0	19,0	6H00.2626	7100.2400	40	1	1



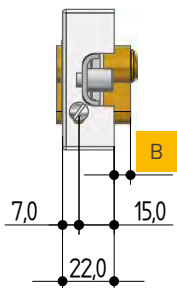
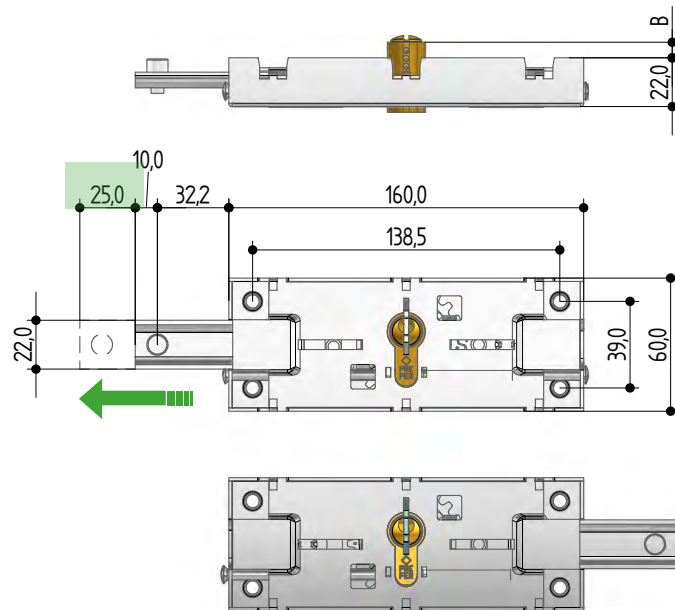
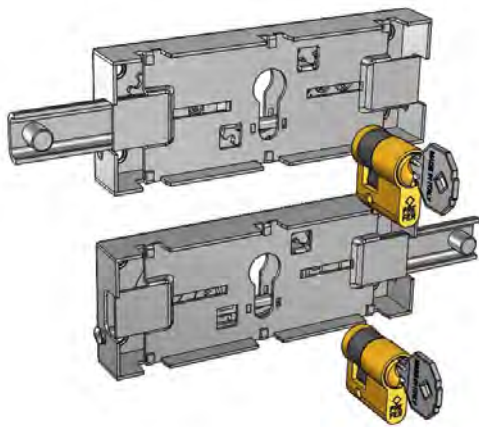
COPPIA PROFILO

SET DI SERRATURE LATERALI - DESTRA + SINISTRA - CILINDRO EUROPEO

SET OF LATERAL LOCKS - RIGHT + LEFT - EUROPEAN PROFILE CYLINDER

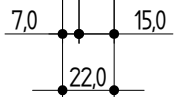
SET DE SERRURES LATÉRALE - DROITE + GAUCHE- CYLINDRE À PROFIL EUROPÉEN

JUEGO DE CERRADURAS LATERAL - DERECHA + IZQUIERDA - CILINDRO PERFIL EUROPEO



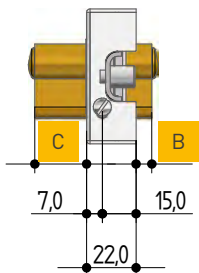
W721

codice code código														B mm			3			MIN ORD
1	2	3	4	5	6	7	8	9	10	11	12	13	14							
W	7	2	1	•	0	0	2	0	•	0	5	0	0	9,0	WE0S.2410	7300.2A00	20	1	10	
W	7	2	1	•	0	0	2	2	•	0	5	0	0	16,0	WE0S.3110	7300.2B00	20	1	10	



O721

codice code código														B mm			3			MIN ORD
1	2	3	4	5	6	7	8	9	10	11	12	13	14							
0	7	2	1	•	0	0	1	0	•	0	7	0	0	7,0	6A00.2210	7100.2300	20	1	10	
0	7	2	1	•	0	0	1	2	•	0	7	0	0	15,0	6A00.3010	7100.2400	20	1	10	



W721

codice code código														B mm	C mm			3			MIN ORD
1	2	3	4	5	6	7	8	9	10	11	12	13	14								
W	7	2	1	•	0	0	2	4	•	0	5	0	0	9,0	17,0	WE0S.2424	7300.2A00	20	1	1	
W	7	2	1	•	0	0	2	8	•	0	5	0	0	16,0	24,0	WE0S.3131	7300.2B00	20	1	1	

O721

codice code código														B mm	C mm			3			MIN ORD
1	2	3	4	5	6	7	8	9	10	11	12	13	14								
6	4	2	1	•	0	0	1	4	•	0	7	0	0	7,0	15,0	6H00.2222	7100.2300	40	1	1	
6	4	2	1	•	0	0	1	6	•	0	7	0	0	11,0	19,0	6H00.2626	7100.2400	40	1	1	



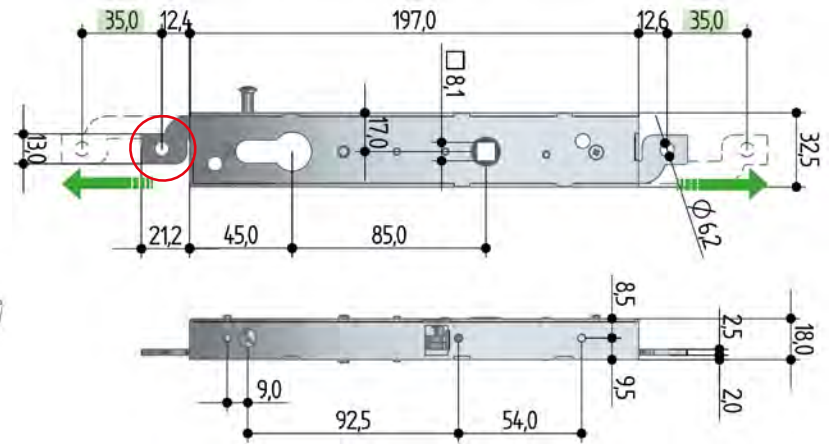
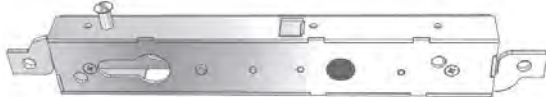
SLIM

SERRATURA CENTRALE - CILINDRO EUROPEO

CENTRAL LOCK - EUROPEAN PROFILE CYLINDER

CENTRAL LOCK - CYLINDRE À PROFIL EUROPÉEN

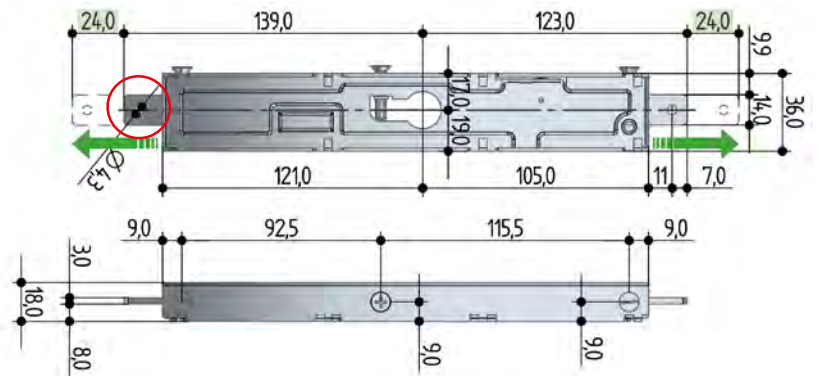
CENTRAL LOCK - CILINDRO PERFIL EUROPEO



6650

codice code código																MIN ORD
1	2	3	4	5	6	7	8	9	10	11	12	13	14			
6	6	5	0	•	0	8	1	Z	•	0	0	0	0	40	10	10
6	6	5	0	•	8	8	1	Z	•	0	0	0	0	40	10	10
M8 bushing for rods																

Z Senza cilindro
Without cylinder
Sans cylindre
Sin cilindro



6640

codice code código																MIN ORD			
1	2	3	4	5	6	7	8	9	10	11	12	13	14						
6	6	4	0	•	0	0	1	Z	•	0	0	0	0	40	10	10			
"T" shaped bolt					0														
"I" shaped bolt					1														

Z Senza cilindro
Without cylinder
Sans cylindre
Sin cilindro



Maniglie
Handles
Poignées
Manejas
MAON



Maniglie
Handles
Poignées
Manejas
MHON



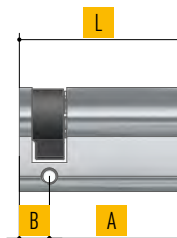


CILINDRI DI RICAMBIO

SPARE CYLINDERS

CYLINDRES DÉTACHÉES

CILINDROS DE REPUESTO

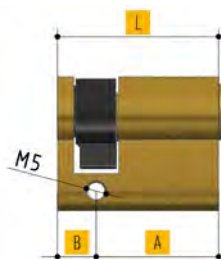
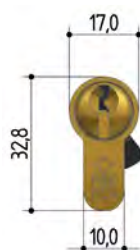


+ Chiave da cantiere
Construction site key
Clé de chantier
Llave de obra
F

+ 4 MK
1 KA
\$ KA on request

WEOS

codice code código														L	A	B					
1	2	3	4	5	6	7	8	9	10	11	12	13	14	mm	mm	mm					
W	E	0	S	•	2	4	1	0	•	2	5	0	3	34	24	10	6				
W	E	0	S	•	3	1	1	0	•	2	5	0	3	41	31	10	9	7300.2B00.0000	50	1	10



6A00

codice code código														L	A	B					
1	2	3	4	5	6	7	8	9	10	11	12	13	14	mm	mm	mm					
6	A	0	0	•	2	2	1	0	•	2	2	0	0	32	22	10	4				
6	A	0	0	•	3	0	1	0	•	2	2	0	0	40	30	10	5	7100.2300.0000	100	10	10
																		7100.2400.0000	100	10	10

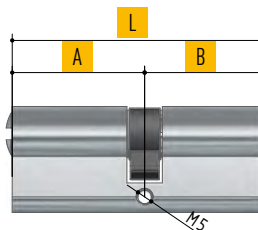


CILINDRI DI RICAMBIO

SPARE CYLINDERS

CYLINDRES DÉTACHÉES

CILINDROS DE REPUESTO

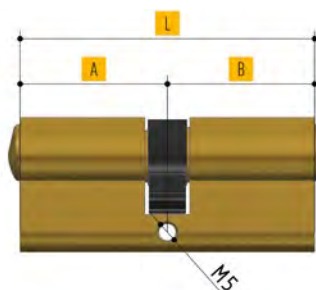


+ Chiave da cantiere
Construction site key
Clé de chantier
Llave de obra
F

+ 4 MK
1 KA
\$ KA on request

WMOS

codice code código														L	A	B					
1	2	3	4	5	6	7	8	9	10	11	12	13	14	mm	mm	mm					
W	M	0	S	•	2	4	2	4	•	0	5	0	3	49	24,5	24,5	6				
7300.2B00.0000	50	1	10																		
W	M	0	S	•	3	1	3	1	•	0	5	0	3	62	31	31	9				
7300.2B00.0000	50	1	10																		



6H00

codice code código														L	A	B					
1	2	3	4	5	6	7	8	9	10	11	12	13	14	mm	mm	mm					
6	H	0	0	•	2	2	2	2	•	0	7	0	0	44	22	22	4				
7100.2300.0000	100	10	10																		
6	H	0	0	•	2	6	2	6	•	0	7	0	0	52	26	26	5				
7100.2400.0000	100	10	10																		

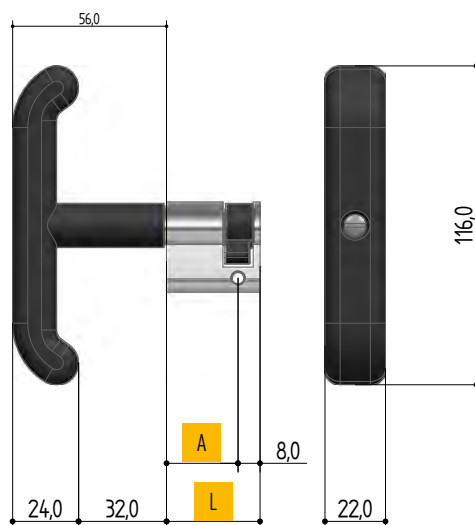


CILINDRI DI RICAMBIO

SPARE CYLINDERS

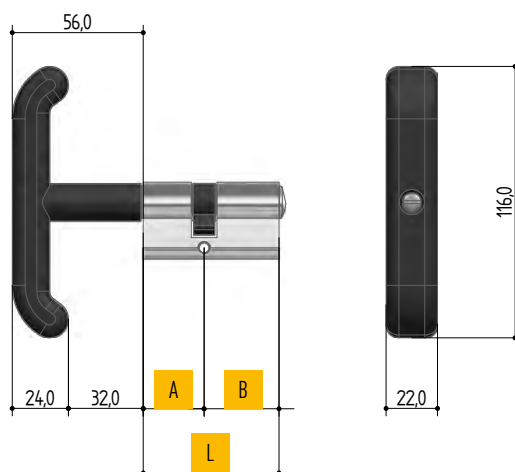
CYLINDRES DÉTACHÉES

CILINDROS DE REPUESTO



MAON

codice code código														L	A			per articolo for code			MIN ORD
1	2	3	4	5	6	7	8	9	10	11	12	13	14	mm	mm						
M	A	0	N	•	2	6	0	8	•	Z	Z	0	1	34	26	0		6640 - 6650	50	1	1



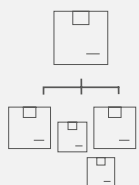
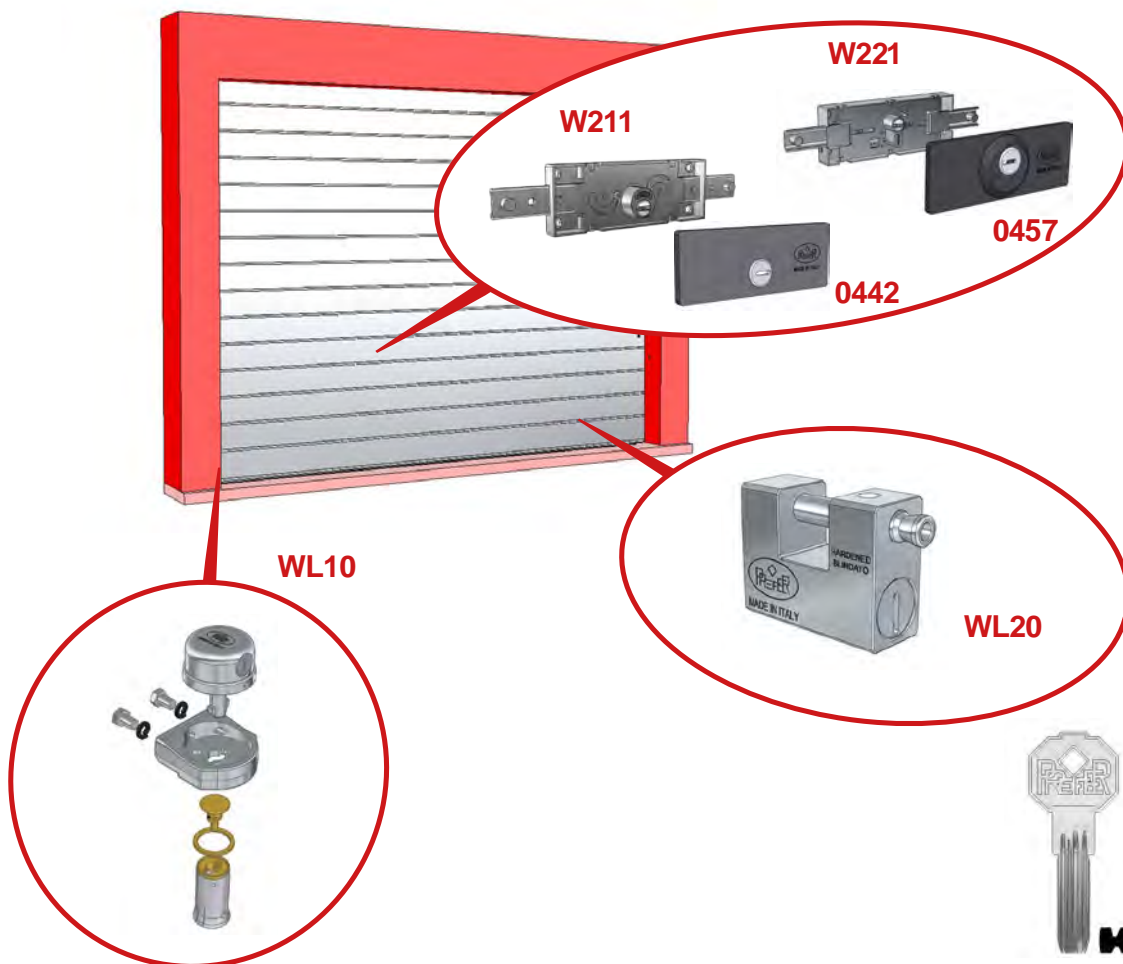
MHON

codice code código														L	A	B			per articolo for code			MIN ORD	
1	2	3	4	5	6	7	8	9	10	11	12	13	14	mm	mm	mm							
M	H	0	N	•	2	6	3	2	•	Z	5	0	1	58	26	32	5		7100.2400.0000	6640 - 6650	50	1	1



KIT SICUREZZA

KIT SICUREZZA
SECURITY KIT
KIT DE SÉCURITÉ
JUEGO DE SEGURIDAD



CREA IL TUO KIT
CREATE YOUR OWN KIT
CRÉEZ VOTRE KIT
CREA TU PROPIO JUEGO



DOPPIA MAPPA

SERRATURA CENTRALE DOPPIA MAPPA - 5 GORGE

DOUBLE BIT CENTRAL LOCK - 5 GORGES

SERRURE CENTRALE A GORGES - 5 GORGES

CERRADURA CENTRAL DE GORJAS - 5 GORGES

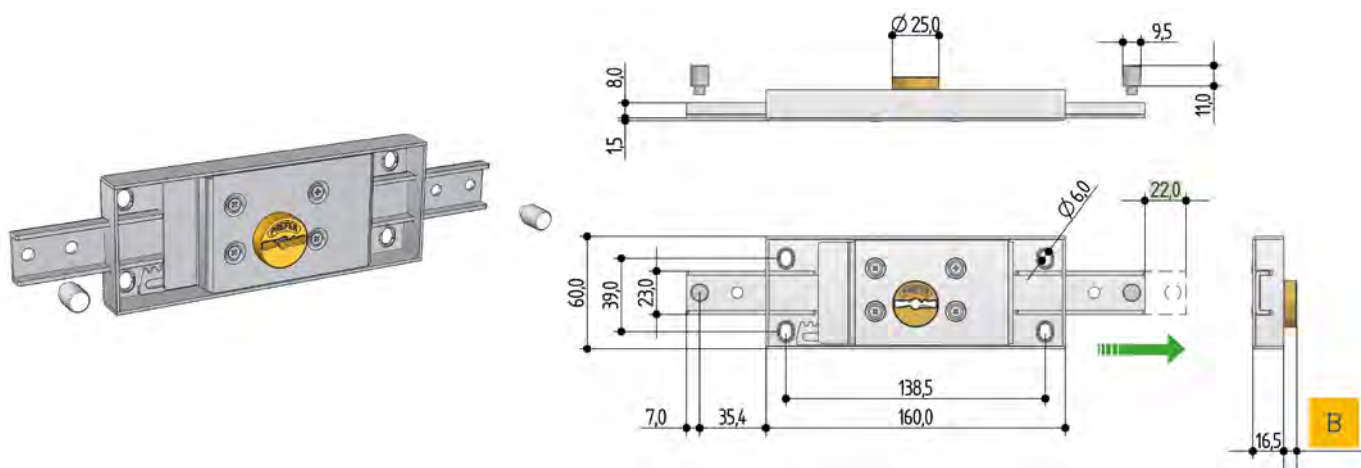


Gorge guidate dalle gole presenti sugli speciali perni a pettine
 Supergorge anti effrazione
 Molla antiusura della chiave
 5 zone laterali sulla chiave per la movimentazione dei catenacci
 Apertura interna ed esterna

Gorges guided by the traks present on the special pins
 Supergorges anti burglary
 Anti-usure spring of the key
 5 lateral zones on the key for the movement of the bolts
 Internal and external opening

Gorge guidée par les gorges présentes sur les speciaux pens
 Supergorge anti cambriolage
 Ressort d'usure de clé
 5 zones latérales sur la clé pour le mouvement des pènes
 Ouverture interne et externe

Gorjas guiadas por las pistas presentes en pasaderos especiales
 Supergorjas antirobo
 Muelle antidesgaste de la llave
 5 zonas laterales en la llave para el movimiento de los pestillos
 Apertura interna y externa



8601

codice code código														B mm				MIN ORD
1	2	3	4	5	6	7	8	9	10	11	12	13	14					
8	6	0	1	•	0	0	1	0	•	0	2	0	0	7	7703.0500	40	1	10
8	6	0	1	•	0	0	1	2	•	0	2	0	0	14	7703.0500	40	1	1
8	6	0	1	•	0	0	1	4	•	0	2	0	0	19	7703.0500	40	1	1
8	6	0	1	•	0	0	1	6	•	0	2	0	0	24	7703.0501	40	1	1
8	6	0	1	•	0	0	1	8	•	0	2	0	0	27	7703.0501	40	1	1
8	6	0	1	•	0	0	1	A	•	0	2	0	0	34	7703.0501	40	1	1
8	6	0	1	•	0	0	1	C	•	0	2	0	0	42	7703.0501	40	1	1



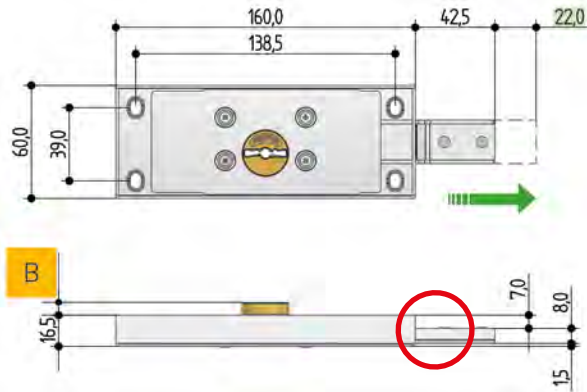
**DOPPIA
MAPPA**

SERRATURA LATERALE A DOPPIA MAPPA DESTRA - 5 GORGE

RIGHT DOUBLE BIT LATERAL LOCK - 5 GORGES




SERRURE LATÉRALE A GORGES DROITE - 5 GORGES

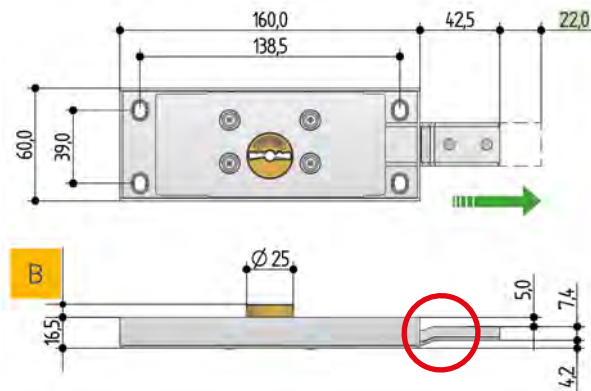

CERRADURA LATERAL DE GORJAS DERECHA - 5 GORGES



+ Catenacci prolungati
Bolts lenght
Verrous prolongés
Cerrojos largos
1 + 25 mm

8632.0

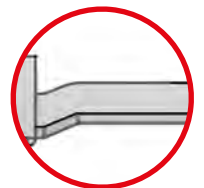
codice code código														B mm				MIN ORD
1	2	3	4	5	6	7	8	9	10	11	12	13	14					
8	6	3	2	•	0	0	1	0	•	0	2	0	0	7	7703.0500	40	1	10
8	6	3	2	•	0	0	1	2	•	0	2	0	0	14	7703.0500	40	1	1
8	6	3	2	•	0	0	1	4	•	0	2	0	0	19	7703.0500	40	1	1
8	6	3	2	•	0	0	1	6	•	0	2	0	0	24	7703.0501	40	1	1
8	6	3	2	•	0	0	1	8	•	0	2	0	0	27	7703.0501	40	1	1
8	6	3	2	•	0	0	1	A	•	0	2	0	0	34	7703.0501	40	1	1
8	6	3	2	•	0	0	1	C	•	0	2	0	0	42	7703.0501	40	1	1



+ Catenacci prolungati
Bolts lenght
Verrous prolongés
Cerrojos largos
5 + 25 mm

8632.4

codice code código														B mm				MIN ORD
1	2	3	4	5	6	7	8	9	10	11	12	13	14					
8	6	3	2	•	4	0	1	0	•	0	2	0	0	7	7703.0500	40	1	10
8	6	3	2	•	4	0	1	2	•	0	2	0	0	14	7703.0500	40	1	1
8	6	3	2	•	4	0	1	4	•	0	2	0	0	19	7703.0500	40	1	1
8	6	3	2	•	4	0	1	6	•	0	2	0	0	24	7703.0501	40	1	1
8	6	3	2	•	4	0	1	8	•	0	2	0	0	27	7703.0501	40	1	1
8	6	3	2	•	4	0	1	A	•	0	2	0	0	34	7703.0501	40	1	1
8	6	3	2	•	4	0	1	C	•	0	2	0	0	42	7703.0501	40	1	1





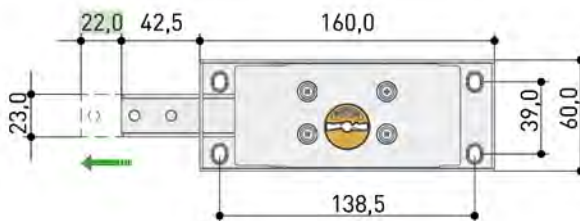
DOPPIA MAPPA

SERRATURA LATERALE A DOPPIA MAPPA SINISTRA- 5 GORGE

LEFT DOUBLE BIT LATERAL LOCK - 5 GORGES

SERRURE LATÉRALE A GORGES GAUCHE - 5 GORGES

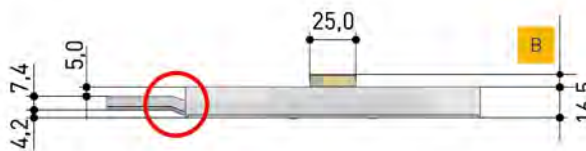
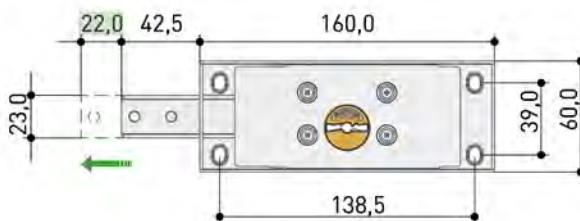
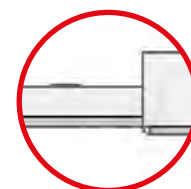
CERRADURA LATERAL DE GORJAS IZQUIERDA- 5 GORGES



+ Catenacci prolungati
Bolts lenght
Verrous prolongés
Cerrojos largos
1 + 25 mm

8633.0

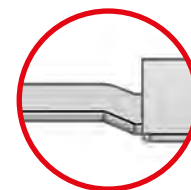
codice code código														B mm				MIN ORD
1	2	3	4	5	6	7	8	9	10	11	12	13	14					
8	6	3	3	•	0	0	1	0	•	0	2	0	0	7	7703.0500	40	1	10
8	6	3	3	•	0	0	1	2	•	0	2	0	0	14	7703.0500	40	1	1
8	6	3	3	•	0	0	1	4	•	0	2	0	0	19	7703.0500	40	1	1
8	6	3	3	•	0	0	1	6	•	0	2	0	0	24	7703.0501	40	1	1
8	6	3	3	•	0	0	1	8	•	0	2	0	0	27	7703.0501	40	1	1
8	6	3	3	•	0	0	1	A	•	0	2	0	0	34	7703.0501	40	1	1
8	6	3	3	•	0	0	1	C	•	0	2	0	0	42	7703.0501	40	1	1



+ Catenacci prolungati
Bolts lenght
Verrous prolongés
Cerrojos largos
5 + 25 mm

8633.4

codice code código														B mm				MIN ORD
1	2	3	4	5	6	7	8	9	10	11	12	13	14					
8	6	3	3	•	4	0	1	0	•	0	2	0	0	7	7703.0500	40	1	10
8	6	3	3	•	4	0	1	2	•	0	2	0	0	14	7703.0500	40	1	1
8	6	3	3	•	4	0	1	4	•	0	2	0	0	19	7703.0500	40	1	1
8	6	3	3	•	4	0	1	6	•	0	2	0	0	24	7703.0501	40	1	1
8	6	3	3	•	4	0	1	8	•	0	2	0	0	27	7703.0501	40	1	1
8	6	3	3	•	4	0	1	A	•	0	2	0	0	34	7703.0501	40	1	1
8	6	3	3	•	4	0	1	C	•	0	2	0	0	42	7703.0501	40	1	1





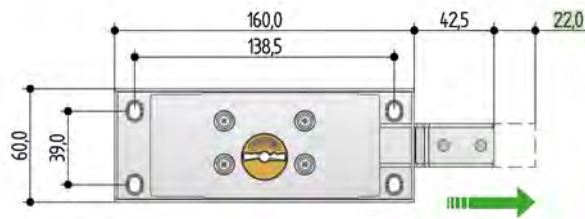
DOPPIA MAPPA

SET DI SERRATURE LATERALI A DOPPIA MAPPA - 5 GORGE


SET OF LATERAL LOCKS DOUBLE BIT - 5 GORGES

SET DE SERRURE LATÉRALE A GOURGES - 5 GORGES




JUEGO CERRADURA LATERAL DE GORJAS - 5 GORGES

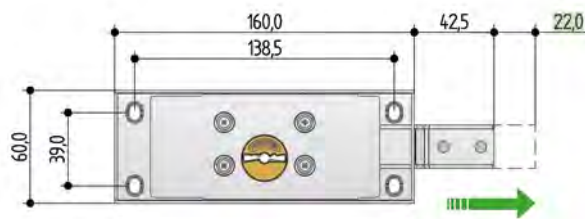




+ Catenacci prolungati
Bolts lenght
Verrous prolongés
Cerrojos largos
1 + 25 mm

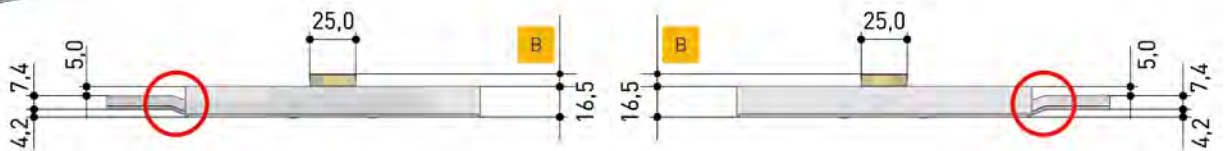


0733.0

codice code código														B mm		③			MIN ORD
1	2	3	4	5	6	7	8	9	10	11	12	13	14						
0	7	3	3	•	0	0	1	0	•	0	2	0	0	7	7703.0500	20	1	10	
0	7	3	3	•	0	0	1	2	•	0	2	0	0	14	7703.0500	20	1	1	
0	7	3	3	•	0	0	1	4	•	0	2	0	0	19	7703.0500	20	1	1	
0	7	3	3	•	0	0	1	6	•	0	2	0	0	24	7703.0501	20	1	1	
0	7	3	3	•	0	0	1	8	•	0	2	0	0	27	7703.0501	20	1	1	
0	7	3	3	•	0	0	1	A	•	0	2	0	0	34	7703.0501	20	1	1	
0	7	3	3	•	0	0	1	C	•	0	2	0	0	42	7703.0501	20	1	1	

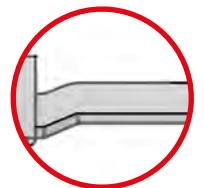


+ Catenacci prolungati
Bolts lenght
Verrous prolongés
Cerrojos largos
5 + 25 mm



0733.4

codice code código														B mm		③			MIN ORD
1	2	3	4	5	6	7	8	9	10	11	12	13	14						
0	7	3	3	•	4	0	1	0	•	0	2	0	0	7	7703.0500	20	1	10	
0	7	3	3	•	4	0	1	2	•	0	2	0	0	14	7703.0500	20	1	1	
0	7	3	3	•	4	0	1	4	•	0	2	0	0	19	7703.0500	20	1	1	
0	7	3	3	•	4	0	1	6	•	0	2	0	0	24	7703.0501	20	1	1	
0	7	3	3	•	4	0	1	8	•	0	2	0	0	27	7703.0501	20	1	1	
0	7	3	3	•	4	0	1	A	•	0	2	0	0	34	7703.0501	20	1	1	
0	7	3	3	•	4	0	1	C	•	0	2	0	0	42	7703.0501	20	1	1	



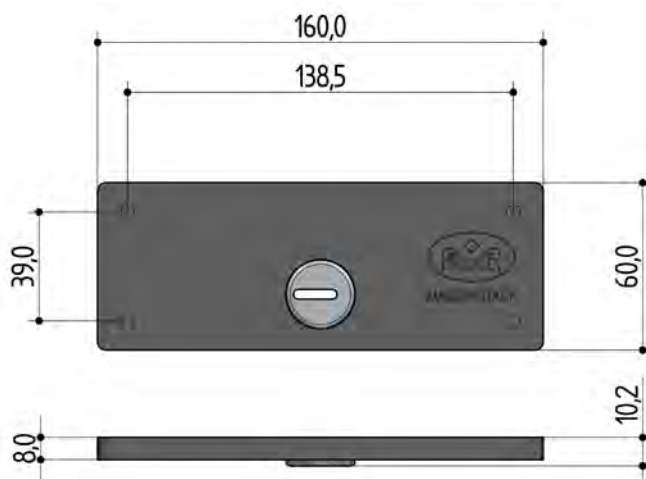


PLACCHE DI PROTEZIONE E DI FISSAGGIO

SECURITY MOUNTING PLATES

PLAQUES DE PROTECTION ET DE FIXATION

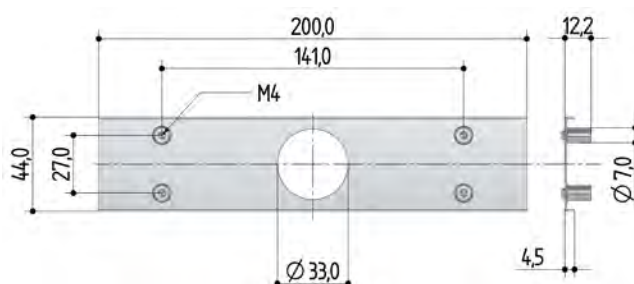
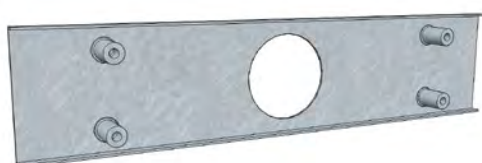
PLACAS DE PROTECCION Y FIJACION



0442

codice code código														per articolo for code
1	2	3	4	5	6	7	8	9	10	11	12	13	14	
0	4	4	2	•	0	0	3	0	•	W	0	0	0	S211-S212-S411-S412

W	Completo di viti	Screws included	Livré complet avec vis	Tornillos incluidos
----------	------------------	-----------------	------------------------	---------------------



0428

codice code código														per articolo for code
1	2	3	4	5	6	7	8	9	10	11	12	13	14	
0	4	2	8	•	0	0	0	0	•	0	0	0	0	6001-6011



0465

codice code código														per articolo for code			MIN ORD
1	2	3	4	5	6	7	8	9	10	11	12	13	14				
0	4	6	5	•	0	0	3	0	•	0	0	0	0	cilindri - cylinders cylindres - cilindros Ø 25	50	1	1




PLACCHE DI PROTEZIONE E DI FISSAGGIO

SECURITY MOUNTING PLATES

PLAQUES DE PROTECTION ET DE FIXATION

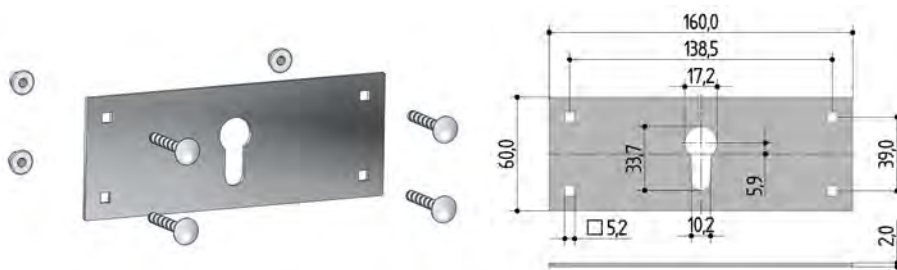
PLACAS DE PROTECCION Y FIJACION



0457

codice code código														B mm	per articolo for code			MIN ORD
1	2	3	4	5	6	7	8	9	10	11	12	13	14					
0	4	5	7	•	0	0	3	0	•	W	0	0	0	12,2	6221 - 6421 - 6422 - 0721	50	1	1
0	4	5	7	•	0	0	3	1	•	W	0	0	0	14,2	W721 - W221 - W421 - W422	50	1	1

W	Completo di viti	Screws included	Livré complet avec vis	Tornillos incluidos
----------	------------------	-----------------	------------------------	---------------------



0441

codice code código														per articolo for code	
1	2	3	4	5	6	7	8	9	10	11	12	13	14		
0	4	4	1	•	0	0	4	0	•	0	0	0	0	0	0721 - 6221 - 6421 - 6422 - W721 - W221 - W421 - W422



0466

codice code código														per articolo for code			MIN ORD	
1	2	3	4	5	6	7	8	9	10	11	12	13	14					
0	4	6	6	•	0	0	3	0	•	0	0	0	0	0	0721 - 6221 - 6421 - 6422 W721 - W221 - W421 - W422	50	1	1

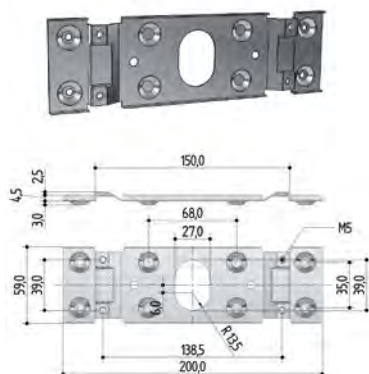


PLACCHE DI FISSAGGIO

MOUNTING PLATES

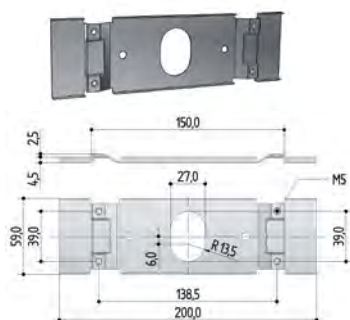
PLAQUES DE FIXATION

PLACAS DE FIJACION



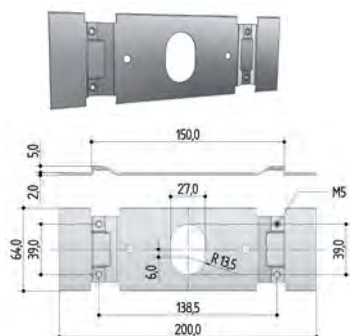
0418

codice code código														per articolo for code
1	2	3	4	5	6	7	8	9	10	11	12	13	14	
0	4	1	8	•	0	0	0	0	•	0	0	0	0	A211-A212-A411-A412-A711 S211-S212-S411-S412-S711



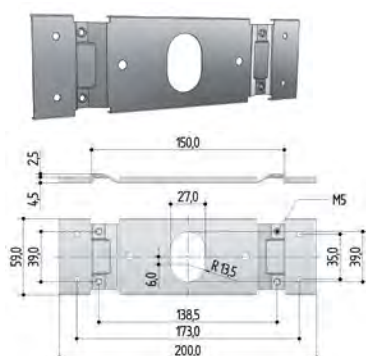
0421.00

codice code código														per articolo for code
1	2	3	4	5	6	7	8	9	10	11	12	13	14	
0	4	2	1	•	0	0	0	0	•	0	0	0	0	A211-A212-A411-A412-A711 S211-S212-S411-S412-S711



0421.01

codice code código														per articolo for code
1	2	3	4	5	6	7	8	9	10	11	12	13	14	
0	4	2	1	•	0	1	0	0	•	0	0	0	0	6221 - 8601 - 8641 - 6421.0 6422.0 - 0721.0 - W22 W421.0 - W422.0 - W721.0



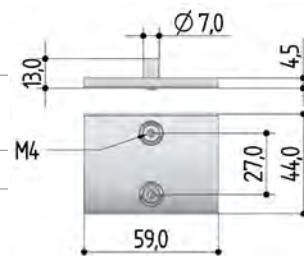
0421.02

codice code código														per articolo for code
1	2	3	4	5	6	7	8	9	10	11	12	13	14	
0	4	2	1	•	0	2	0	0	•	0	0	0	0	A211 - A213 - A411 - A412 A711 - S211 - S213 - S411 S412 - S711



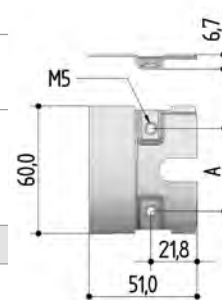
0429

codice code código														per articolo for code	
1	2	3	4	5	6	7	8	9	10	11	12	13	14		
0	4	2	9	•	0	2	0	0	•	0	0	0	0	0	6001 - 6011



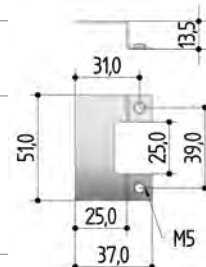
0458

codice code código														(mm)	per articolo for code	
1	2	3	4	5	6	7	8	9	10	11	12	13	14			
0	4	5	8	•	E	0	0	0	•	0	0	0	0	0	39	0721 - 0733 - 6221 - 6421 6422 - 6593 - 6594 - 6598 6599 - 8601 - 8632 - 8633
0	4	5	8	•	0	0	0	0	•	0	0	0	0	0	44	6591 - 6591 - 6596 - 6597



0459

codice code código														per articolo for code	
1	2	3	4	5	6	7	8	9	10	11	12	13	14		
0	4	5	9	•	0	0	1	0	•	0	0	0	0	0	0711 - A211 - A212 - A213 - A311 - A312 - A313 A314 - A411 - A412 - A711 - B511 - B551 - B561 6562 - 6563 - 6574 - B561 - 6584 - B5A1 - S711 S211 - S213 - S311 - S312 - S313 - S314 S411 - S412 - S511 - S551 - S551 - S561 S562 - S563 - S574 - S581 - S584 - S5A1



0460

codice code código														per articolo for code	
1	2	3	4	5	6	7	8	9	10	11	12	13	14		
0	4	6	0	•	0	B	1	0	•	0	0	0	0	0	0721 - 0733 - 0735 - 6421 6422 - 8632 - 8633 - 8642 8643 - W721 - W421 - W422

